

# Precinct Summary Report

Marshall County, Indiana  
 2012 General Election  
 Election Date: 11/6/2012  
 01-BOURBON 1

M- # OF Machine Ballots 415  
 A- # OF Absentee Ballots 155  
 P- # OF Provisional Ballots 0  
 PUBLIC COUNT: 570  
 REGISTERED VOTERS: 907 62.84%

PRECINCT STATUS: REPORTED

-----VOTES-----				
M	A	P	TOTAL	%
<b>VOTES= 560</b>				
<b>President of the US</b>				
<b>VOTE FOR 1</b>				
301	113	0	414	73.93%
99	36	0	135	24.11%
8	2	0	10	1.79%
0	1	0	1	0.18%
<b>US Senator</b>				
<b>VOTE FOR 1</b>				
236	94	0	330	59.57%
144	53	0	197	35.56%
22	5	0	27	4.87%
0	0	0	0	0.00%
<b>Governor And Lieutenant Governor</b>				
<b>VOTE FOR 1</b>				
246	100	0	346	62.68%
140	46	0	186	33.70%
16	4	0	20	3.62%
0	0	0	0	0.00%
<b>Attorney General</b>				
<b>VOTE FOR 1</b>				
292	113	0	405	75.84%
95	34	0	129	24.16%
<b>Superintendent of Public Inst</b>				
<b>VOTE FOR 1</b>				
238	101	0	339	62.32%
160	45	0	205	37.68%
<b>United States Rep District 2</b>				
<b>VOTE FOR 1</b>				
261	108	0	369	65.89%
130	40	0	170	30.36%
17	4	0	21	3.75%
0	0	0	0	0.00%
<b>State Senator District 9</b>				
<b>VOTE FOR 1</b>				
350	124	0	474	100.00%
<b>State Representative District 17</b>				
<b>VOTE FOR 1</b>				
353	123	0	476	100.00%
<b>Judge of the Sup Court No. 1</b>				
<b>VOTE FOR 1</b>				
348	127	0	475	100.00%

# Precinct Summary Report

Marshall County, Indiana  
 2012 General Election  
 Election Date: 11/6/2012  
 01-BOURBON 1

M- # OF Machine Ballots 415  
 A- # OF Absentee Ballots 155  
 P- # OF Provisional Ballots 0  
 PUBLIC COUNT: 570  
 REGISTERED VOTERS: 907 62.84%

PRECINCT STATUS: REPORTED

----- VOTES -----

M	A	P	TOTAL	%	
<b>VOTES= 475</b>					<b>County Treasurer</b>
<b>VOTE FOR 1</b>					
353	122	0	475	100.00%	Debbie VanDeMark (R)
<b>VOTES= 471</b>					<b>County Coroner</b>
<b>VOTE FOR 1</b>					
350	121	0	471	100.00%	William C. Cleavenger (R)
<b>VOTES= 465</b>					<b>County Surveyor</b>
<b>VOTE FOR 1</b>					
342	123	0	465	100.00%	Larry C. Fisher (R)
<b>VOTES= 452</b>					<b>County Commissioner Dist. 2</b>
<b>VOTE FOR 1</b>					
340	112	0	452	100.00%	Deborah S. Griewank (R)
<b>VOTES= 460</b>					<b>County Commissioner Dist. 3</b>
<b>VOTE FOR 1</b>					
344	116	0	460	100.00%	Kevin G. Overmyer (R)
<b>VOTES= 1,313</b>					<b>County Council At-Large</b>
<b>VOTE FOR 3</b>					
283	110	0	393	29.93%	Rex A. Gilliland (R)
267	100	0	367	27.95%	Steven A. Harper (R)
280	115	0	395	30.08%	Jon E. VanVector (R)
116	42	0	158	12.03%	Angela Rupchock-Schafer (D)
<b>VOTES= 380</b>					<b>Triton School Corp At Large</b>
<b>VOTE FOR 1</b>					
292	88	0	380	100.00%	Kevin R. Boyer
<b>VOTES= 373</b>					<b>Triton Schl D III - Bourbon Twp</b>
<b>VOTE FOR 1</b>					
283	90	0	373	100.00%	Amy E. Middaugh
<b>VOTES= 430</b>					<b>Justice of the Supreme Court</b>
<b>VOTE FOR 1</b>					
214	68	0	282	65.58%	Yes
107	41	0	148	34.42%	No
<b>VOTES= 418</b>					<b>Justice of the Supreme Court</b>
<b>VOTE FOR 1</b>					
222	65	0	287	68.66%	Yes
91	40	0	131	31.34%	No
<b>VOTES= 430</b>					<b>Judge - IN Court of Appeals D 3</b>
<b>VOTE FOR 1</b>					
233	74	0	307	71.40%	Yes
87	36	0	123	28.60%	No

# Precinct Summary Report

Marshall County, Indiana  
 2012 General Election  
 Election Date: 11/6/2012  
 01-BOURBON 1

M- # OF Machine Ballots 415  
 A- # OF Absentee Ballots 155  
 P- # OF Provisional Ballots 0  
 PUBLIC COUNT: 570  
 REGISTERED VOTERS: 907 62.84%

PRECINCT STATUS: REPORTED

----- VOTES -----

M	A	P	TOTAL	%	
<b>VOTES= 422</b>					<b>Judge - IN Court of Appeals D 3</b>
					<b>VOTE FOR 1</b>
227	65	0	292	69.19%	Yes
89	41	0	130	30.81%	No
<b>VOTES= 433</b>					<b>Judge - IN Court of Appeals D 5</b>
					<b>VOTE FOR 1</b>
244	74	0	318	73.44%	Yes
77	38	0	115	26.56%	No

**Straight Party Summary Information**

Democratic Party 41  
 Libertarian Party 0  
 Republican Party 166

MARSHALL COUNTY, IN

# Precinct Summary Report

Marshall County, Indiana  
 2012 General Election  
 Election Date: 11/6/2012  
 02-BOURBON 2

M- # OF Machine Ballots 488  
 A- # OF Absentee Ballots 100  
 P- # OF Provisional Ballots 0  
 PUBLIC COUNT: 588  
 REGISTERED VOTERS: 899 65.41%

PRECINCT STATUS: REPORTED

----- VOTES -----

M	A	P	TOTAL	%	
<b>VOTES= 580</b>					<b>President of the US</b>
<b>VOTE FOR 1</b>					
349	68	0	417	71.90%	MIT Romney (R)
120	29	0	149	25.69%	Barack Obama (D)
13	1	0	14	2.41%	Gary Johnson (I)
0	0	0	0	0.00%	WRITE-IN
<b>VOTES= 579</b>					<b>US Senator</b>
<b>VOTE FOR 1</b>					
288	65	0	353	60.97%	Richard E. Mourdock (R)
168	32	0	200	34.54%	Joe Donnelly (D)
24	2	0	26	4.49%	Andrew "Andy" Horning (L)
0	0	0	0	0.00%	WRITE-IN
<b>VOTES= 579</b>					<b>Governor And Lieutenant Governor</b>
<b>VOTE FOR 1</b>					
281	70	0	351	60.62%	Pence-Ellspermann (R)
172	29	0	201	34.72%	Gregg-Simpson (D)
27	0	0	27	4.66%	Boneham-Klopfenstein (L)
0	0	0	0	0.00%	WRITE-IN
<b>VOTES= 561</b>					<b>Attorney General</b>
<b>VOTE FOR 1</b>					
353	75	0	428	76.29%	Greg Zoeller (R)
112	21	0	133	23.71%	Kay Fleming (D)
<b>VOTES= 565</b>					<b>Superintendent of Public Inst</b>
<b>VOTE FOR 1</b>					
277	64	0	341	60.35%	Tony Bennett (R)
194	30	0	224	39.65%	Glenda Ritz (D)
<b>VOTES= 582</b>					<b>United States Rep District 2</b>
<b>VOTE FOR 1</b>					
305	69	0	374	64.26%	Jackie Walorski (R)
165	29	0	194	33.33%	Brendan Mullen (D)
14	0	0	14	2.41%	Joseph Wayne Ruiz (L)
0	0	0	0	0.00%	WRITE-IN
<b>VOTES= 491</b>					<b>State Senator District 9</b>
<b>VOTE FOR 1</b>					
407	84	0	491	100.00%	Ryan D. Mishler (R)
<b>VOTES= 490</b>					<b>State Representative District 17</b>
<b>VOTE FOR 1</b>					
407	83	0	490	100.00%	Timothy P. Harman (R)
<b>VOTES= 489</b>					<b>Judge of the Sup Court No. 1</b>
<b>VOTE FOR 1</b>					
403	86	0	489	100.00%	Robert O. Bowen (R)



# Precinct Summary Report

Marshall County, Indiana  
 2012 General Election  
 Election Date: 11/6/2012  
 02-BOURBON 2

M- # OF Machine Ballots 488  
 A- # OF Absentee Ballots 100  
 P- # OF Provisional Ballots 0  
 PUBLIC COUNT: 588  
 REGISTERED VOTERS: 899 65.41%

PRECINCT STATUS: REPORTED

----- VOTES -----

M	A	P	TOTAL	%	
<b>VOTES= 485</b>					<b>County Treasurer</b>
<b>VOTE FOR 1</b>					
402	83	0	485	100.00%	Debbie VanDeMark (R)
<b>VOTES= 489</b>					<b>County Coroner</b>
<b>VOTE FOR 1</b>					
405	84	0	489	100.00%	William C. Cleavenger (R)
<b>VOTES= 491</b>					<b>County Surveyor</b>
<b>VOTE FOR 1</b>					
404	87	0	491	100.00%	Larry C. Fisher (R)
<b>VOTES= 468</b>					<b>County Commissioner Dist. 2</b>
<b>VOTE FOR 1</b>					
387	81	0	468	100.00%	Deborah S. Griewank (R)
<b>VOTES= 476</b>					<b>County Commissioner Dist. 3</b>
<b>VOTE FOR 1</b>					
392	84	0	476	100.00%	Kevin G. Overmyer (R)
<b>VOTES= 1,301</b>					<b>County Council At-Large</b>
<b>VOTE FOR 3</b>					
305	76	0	381	29.29%	Rex A. Gilliland (R)
302	74	0	376	28.90%	Steven A. Harper (R)
315	66	0	381	29.29%	Jon E. VanVactor (R)
137	26	0	163	12.53%	Angela Rupchock-Schafer (D)
<b>VOTES= 424</b>					<b>Triton School Corp At Large</b>
<b>VOTE FOR 1</b>					
353	71	0	424	100.00%	Kevin R. Boyer
<b>VOTES= 409</b>					<b>Triton Schl D III - Bourbon Twp</b>
<b>VOTE FOR 1</b>					
338	71	0	409	100.00%	Amy E. Middaugh
<b>VOTES= 467</b>					<b>Justice of the Supreme Court</b>
<b>VOTE FOR 1</b>					
300	54	0	354	75.80%	Yes
102	11	0	113	24.20%	No
<b>VOTES= 462</b>					<b>Justice of the Supreme Court</b>
<b>VOTE FOR 1</b>					
299	55	0	354	76.62%	Yes
96	12	0	108	23.38%	No
<b>VOTES= 469</b>					<b>Judge - IN Court of Appeals D 3</b>
<b>VOTE FOR 1</b>					
307	60	0	367	78.25%	Yes
94	8	0	102	21.75%	No

# Precinct Summary Report

Marshall County, Indiana  
 2012 General Election  
 Election Date: 11/6/2012  
 02-BOURBON 2

M- # OF Machine Ballots 488  
 A- # OF Absentee Ballots 100  
 P- # OF Provisional Ballots 0  
 PUBLIC COUNT: 588  
 REGISTERED VOTERS: 899 65.41%

PRECINCT STATUS: REPORTED

----- VOTES -----

M	A	P	TOTAL	%	
VOTES= 463					Judge - IN Court of Appeals D 3
					VOTE FOR 1
306	52	0	358	77.32%	Yes
94	11	0	105	22.68%	No
VOTES= 469					Judge - IN Court of Appeals D 5
					VOTE FOR 1
312	55	0	367	78.25%	Yes
90	12	0	102	21.75%	No

**Straight Party Summary Information**

Democratic Party 32  
 Libertarian Party 2  
 Republican Party 161

MARSHALL COUNTY, IN

# Precinct Summary Report

Marshall County, Indiana  
 2012 General Election  
 Election Date: 11/6/2012  
 03-CENTER 1

M- # OF Machine Ballots 338  
 A- # OF Absentee Ballots 112  
 P- # OF Provisional Ballots 0  
 PUBLIC COUNT: 450  
 REGISTERED VOTERS: 1023 43.99%

PRECINCT STATUS: REPORTED

----- VOTES -----

M	A	P	TOTAL	%	
<b>VOTES= 440</b>					<b>President of the US</b>
<b>VOTE FOR 1</b>					
166	58	0	224	50.91%	Mitt Romney (R)
160	49	0	209	47.50%	Barack Obama (D)
7	0	0	7	1.59%	Gary Johnson (L)
0	0	0	0	0.00%	WRITE-IN
<b>VOTES= 436</b>					<b>US Senator</b>
<b>VOTE FOR 1</b>					
135	45	0	180	41.28%	Richard E. Mourdock (R)
174	60	0	234	53.67%	Joe Donnelly (D)
18	4	0	22	5.05%	Andrew "Andy" Horning (L)
0	0	0	0	0.00%	WRITE-IN
<b>VOTES= 435</b>					<b>Governor And Lieutenant Governor</b>
<b>VOTE FOR 1</b>					
143	52	0	195	44.83%	Pence-Ellspermann (R)
170	55	0	225	51.72%	Gregg-Simpson (D)
12	3	0	15	3.45%	Boneham-Klopfenstein (L)
0	0	0	0	0.00%	WRITE-IN
<b>VOTES= 421</b>					<b>Attorney General</b>
<b>VOTE FOR 1</b>					
186	50	0	236	56.06%	Greg Zoeller (R)
130	55	0	185	43.94%	Kay Fleming (D)
<b>VOTES= 426</b>					<b>Superintendent of Public Inst</b>
<b>VOTE FOR 1</b>					
155	46	0	201	47.18%	Tony Bennett (R)
166	59	0	225	52.82%	Glenda Ritz (D)
<b>VOTES= 438</b>					<b>United States Rep District 2</b>
<b>VOTE FOR 1</b>					
146	46	0	192	43.84%	Jackie Walorski (R)
169	59	0	228	52.05%	Brendan Mullen (D)
15	3	0	18	4.11%	Joseph Wayne Ruiz (L)
0	0	0	0	0.00%	WRITE-IN
<b>VOTES= 306</b>					<b>State Senator District 9</b>
<b>VOTE FOR 1</b>					
238	68	0	306	100.00%	Ryan D. Mishler (R)
<b>VOTES= 296</b>					<b>State Representative District 17</b>
<b>VOTE FOR 1</b>					
231	65	0	296	100.00%	Timothy P. Harman (R)
<b>VOTES= 298</b>					<b>Judge of the Sup Court No. 1</b>
<b>VOTE FOR 1</b>					
229	69	0	298	100.00%	Robert O. Bowen (R)

# Precinct Summary Report

Marshall County, Indiana  
 2012 General Election  
 Election Date: 11/6/2012  
 03-CENTER 1

M- # OF Machine Ballots 338  
 A- # OF Absentee Ballots 112  
 P- # OF Provisional Ballots 0  
 PUBLIC COUNT: 450  
 REGISTERED VOTERS: 1023 43.99%

PRECINCT STATUS: REPORTED

----- VOTES -----

M	A	P	TOTAL	%	
<b>VOTES= 296</b>					<b>County Treasurer</b>
<b>VOTE FOR 1</b>					
232	64	0	296	100.00%	Debbie VanDeMark (R)
<b>VOTES= 315</b>					<b>County Coroner</b>
<b>VOTE FOR 1</b>					
246	69	0	315	100.00%	William C. Cleavenger (R)
<b>VOTES= 304</b>					<b>County Surveyor</b>
<b>VOTE FOR 1</b>					
235	69	0	304	100.00%	Larry C. Fisher (R)
<b>VOTES= 301</b>					<b>County Commissioner Dist. 2</b>
<b>VOTE FOR 1</b>					
236	65	0	301	100.00%	Deborah S. Griewank (R)
<b>VOTES= 298</b>					<b>County Commissioner Dist. 3</b>
<b>VOTE FOR 1</b>					
236	62	0	298	100.00%	Kevin G. Overmyer (R)
<b>VOTES= 869</b>					<b>County Council At-Large</b>
<b>VOTE FOR 3</b>					
170	60	0	230	26.47%	Rex A. Gilliland (R)
154	54	0	208	23.94%	Steven A. Harper (R)
172	59	0	231	26.58%	Jon E. VanVector (R)
151	49	0	200	23.01%	Angela Rupchock-Schafer (D)
<b>VOTES= 276</b>					<b>Plymouth School At Large</b>
<b>VOTE FOR 1</b>					
218	58	0	276	100.00%	Larry E. Holloway
<b>VOTES= 265</b>					<b>Plymouth Schl D II - West Twp</b>
<b>VOTE FOR 1</b>					
208	57	0	265	100.00%	Todd A. Samuelson
<b>VOTES= 372</b>					<b>Plymouth Schl D III - Plymouth</b>
<b>VOTE FOR 1</b>					
86	30	0	116	31.18%	Frank Brubaker
202	54	0	256	68.82%	Gary Cook
<b>VOTES= 335</b>					<b>Justice of the Supreme Court</b>
<b>VOTE FOR 1</b>					
197	43	0	240	71.64%	Yes
67	28	0	95	28.36%	No
<b>VOTES= 336</b>					<b>Justice of the Supreme Court</b>
<b>VOTE FOR 1</b>					
192	43	0	235	69.94%	Yes
72	29	0	101	30.06%	No

# Precinct Summary Report

Marshall County, Indiana  
 2012 General Election  
 Election Date: 11/6/2012  
 03-CENTER 1

M- # OF Machine Ballots 338  
 A- # OF Absentee Ballots 112  
 P- # OF Provisional Ballots 0  
 PUBLIC COUNT: 450  
 REGISTERED VOTERS: 1023 43.99%

PRECINCT STATUS: REPORTED

----- VOTES -----

M	A	P	TOTAL	%	
VOTES= 328					Judge - IN Court of Appeals D 3
VOTE FOR 1					Yes
201	44	0	245	74.70%	No
60	23	0	83	25.30%	
VOTES= 332					Judge - IN Court of Appeals D 3
VOTE FOR 1					Yes
199	46	0	245	73.80%	No
63	24	0	87	26.20%	
VOTES= 337					Judge - IN Court of Appeals D 5
VOTE FOR 1					Yes
204	45	0	249	73.89%	No
65	23	0	88	26.11%	

**Straight Party Summary Information**

Democratic Party 65  
 Libertarian Party 0  
 Republican Party 92

MARSHALL COUNTY, IN

# Precinct Summary Report

Marshall County, Indiana  
 2012 General Election  
 Election Date: 11/6/2012  
 04-CENTER 2

M- # OF Machine Ballots 646  
 A- # OF Absentee Ballots 210  
 P- # OF Provisional Ballots 0  
 PUBLIC COUNT: 856  
 REGISTERED VOTERS: 1512 56.61%

PRECINCT STATUS: REPORTED

----- VOTES -----

M	A	P	TOTAL	%	
<b>VOTES= 841</b>					<b>President of the US</b>
<b>VOTE FOR 1</b>					
358	104	0	462	54.93%	<b>MITT ROMNEY (R)</b>
258	98	0	356	42.33%	<b>BARACK OBAMA (D)</b>
17	4	0	21	2.50%	<b>GARY JOHNSON (L)</b>
1	1	0	2	0.24%	<b>WRITE-IN</b>
<b>VOTES= 827</b>					<b>US Senator</b>
<b>VOTE FOR 1</b>					
269	87	0	356	43.05%	<b>RICHARD E. MOURDOCK (R)</b>
320	111	0	431	52.12%	<b>JOE DONNELLY (D)</b>
33	7	0	40	4.84%	<b>ANDREW "ANDY" HORNING (L)</b>
0	0	0	0	0.00%	<b>WRITE-IN</b>
<b>VOTES= 828</b>					<b>Governor And Lieutenant Governor</b>
<b>VOTE FOR 1</b>					
309	103	0	412	49.76%	<b>PENCE-ELLSPERMANN (R)</b>
290	94	0	384	46.38%	<b>GREGG-SIMPSON (D)</b>
26	6	0	32	3.86%	<b>BONEHAM-KLOPFENSTEIN (L)</b>
0	0	0	0	0.00%	<b>WRITE-IN</b>
<b>VOTES= 799</b>					<b>Attorney General</b>
<b>VOTE FOR 1</b>					
371	108	0	479	59.95%	<b>GREG ZOELLER (R)</b>
227	93	0	320	40.05%	<b>KAY FLEMING (D)</b>
<b>VOTES= 807</b>					<b>Superintendent of Public Inst</b>
<b>VOTE FOR 1</b>					
300	99	0	399	49.44%	<b>TONY BENNETT (R)</b>
308	100	0	408	50.56%	<b>GLENDA RITZ (D)</b>
<b>VOTES= 830</b>					<b>United States Rep District 2</b>
<b>VOTE FOR 1</b>					
291	96	0	387	46.63%	<b>JACKIE WALORSKI (R)</b>
301	104	0	405	48.80%	<b>BRENDAN MULLEN (D)</b>
31	7	0	38	4.58%	<b>JOSEPH WAYNE RUIZ (L)</b>
0	0	0	0	0.00%	<b>WRITE-IN</b>
<b>VOTES= 576</b>					<b>State Senator District 9</b>
<b>VOTE FOR 1</b>					
449	127	0	576	100.00%	<b>RYAN D. MISHLER (R)</b>
<b>VOTES= 583</b>					<b>State Representative District 17</b>
<b>VOTE FOR 1</b>					
457	126	0	583	100.00%	<b>TIMOTHY P. HARMAN (R)</b>
<b>VOTES= 606</b>					<b>Judge of the Sup Court No. 1</b>
<b>VOTE FOR 1</b>					
469	137	0	606	100.00%	<b>ROBERT O. BOWEN (R)</b>

# Precinct Summary Report

Marshall County, Indiana  
 2012 General Election  
 Election Date: 11/6/2012  
 04-CENTER 2

M- # OF Machine Ballots 646  
 A- # OF Absentee Ballots 210  
 P- # OF Provisional Ballots 0  
 PUBLIC COUNT: 856  
 REGISTERED VOTERS: 1512 56.61%

PRECINCT STATUS: REPORTED

----- VOTES -----				
M	A	P	TOTAL	%
<b>VOTES= 596</b>				
<b>County Treasurer</b>				
<b>VOTE FOR 1</b>				
465	131	0	596	100.00%
Debbie VanDeMark (R)				
<b>VOTES= 599</b>				
<b>County Coroner</b>				
<b>VOTE FOR 1</b>				
472	127	0	599	100.00%
William C. Cleavenger (R)				
<b>VOTES= 583</b>				
<b>County Surveyor</b>				
<b>VOTE FOR 1</b>				
460	123	0	583	100.00%
Larry C. Fisher (R)				
<b>VOTES= 569</b>				
<b>County Commissioner Dist. 2</b>				
<b>VOTE FOR 1</b>				
442	127	0	569	100.00%
Deborah S. Griewank (R)				
<b>VOTES= 569</b>				
<b>County Commissioner Dist. 3</b>				
<b>VOTE FOR 1</b>				
444	125	0	569	100.00%
Kevin G. Overmyer (R)				
<b>VOTES= 1,732</b>				
<b>County Council At-Large</b>				
<b>VOTE FOR 3</b>				
347	100	0	447	25.81%
327	99	0	426	24.60%
380	118	0	498	28.75%
261	100	0	361	20.84%
Rex A. Gilliland (R)				
Steven A. Harper (R)				
Jon E. VanVactor (R)				
Angela Rupchock-Schafer (D)				
<b>VOTES= 538</b>				
<b>Plymouth School At Large</b>				
<b>VOTE FOR 1</b>				
432	106	0	538	100.00%
Larry E. Holloway				
<b>VOTES= 495</b>				
<b>Plymouth Schl D II - West Twp</b>				
<b>VOTE FOR 1</b>				
402	93	0	495	100.00%
Todd A. Samuelson				
<b>VOTES= 701</b>				
<b>Plymouth Schl D III - Plymouth</b>				
<b>VOTE FOR 1</b>				
183	44	0	227	32.38%
359	115	0	474	67.62%
Frank Brubaker				
Gary Cook				
<b>VOTES= 607</b>				
<b>Justice of the Supreme Court</b>				
<b>VOTE FOR 1</b>				
346	88	0	434	71.50%
140	33	0	173	28.50%
Yes				
No				
<b>VOTES= 603</b>				
<b>Justice of the Supreme Court</b>				
<b>VOTE FOR 1</b>				
349	90	0	439	72.80%
132	32	0	164	27.20%
Yes				
No				

# Precinct Summary Report

Marshall County, Indiana  
 2012 General Election  
 Election Date: 11/6/2012  
 04-CENTER 2

M- # OF Machine Ballots 646  
 A- # OF Absentee Ballots 210  
 P- # OF Provisional Ballots 0  
 PUBLIC COUNT: 856  
 REGISTERED VOTERS: 1512 56.61%

PRECINCT STATUS: REPORTED

----- VOTES -----

M	A	P	TOTAL	%	
VOTES= 614					Judge - IN Court of Appeals D 3
					VOTE FOR 1
359	93	0	452	73.62%	Yes
131	31	0	162	26.38%	No
VOTES= 596					Judge - IN Court of Appeals D 3
					VOTE FOR 1
348	86	0	434	72.82%	Yes
130	32	0	162	27.18%	No
VOTES= 614					Judge - IN Court of Appeals D 5
					VOTE FOR 1
369	95	0	464	75.57%	Yes
120	30	0	150	24.43%	No

**Straight Party Summary Information**

Democratic Party 107  
 Libertarian Party 2  
 Republican Party 162



# Precinct Summary Report

Marshall County, Indiana  
 2012 General Election  
 Election Date: 11/6/2012  
 05-CENTER 3

M- # OF Machine Ballots 710  
 A- # OF Absentee Ballots 215  
 P- # OF Provisional Ballots 0  
 PUBLIC COUNT: 925  
 REGISTERED VOTERS: 1652 55.99%

PRECINCT STATUS: REPORTED

----- VOTES -----				
M	A	P	TOTAL	%
<b>VOTES= 909</b>				
<b>President of the US</b>				
<b>VOTE FOR 1</b>				
415	99	0	514	56.55%
266	105	0	371	40.81%
18	2	0	20	2.20%
4	0	0	4	0.44%
M- Romney (R) Barack Obama (D) Gary Johnson (L) WRITE-IN				
<b>VOTES= 905</b>				
<b>US Senator</b>				
<b>VOTE FOR 1</b>				
313	79	0	392	43.31%
347	122	0	469	51.82%
38	6	0	44	4.86%
0	0	0	0	0.00%
Richard E. Mourdock (R) Joe Donnelly (D) Andrew "Andy" Horning (L) WRITE-IN				
<b>VOTES= 903</b>				
<b>Governor And Lieutenant Governor</b>				
<b>VOTE FOR 1</b>				
368	93	0	461	51.05%
309	103	0	412	45.63%
21	9	0	30	3.32%
0	0	0	0	0.00%
Pence-Ellspermann (R) Gregg-Simpson (D) Boneham-Klopfenstein (L) WRITE-IN				
<b>VOTES= 865</b>				
<b>Attorney General</b>				
<b>VOTE FOR 1</b>				
436	106	0	542	62.66%
234	89	0	323	37.34%
Greg Zoeller (R) Kay Fleming (D)				
<b>VOTES= 870</b>				
<b>Superintendent of Public Inst</b>				
<b>VOTE FOR 1</b>				
343	85	0	428	49.20%
334	108	0	442	50.80%
Tony Bennett (R) Glenda Ritz (D)				
<b>VOTES= 900</b>				
<b>United States Rep District 2</b>				
<b>VOTE FOR 1</b>				
344	86	0	430	47.78%
319	115	0	434	48.22%
33	3	0	36	4.00%
0	0	0	0	0.00%
Jackie Walorski (R) Brendan Mullen (D) Joseph Wayne Ruiz (L) WRITE-IN				
<b>VOTES= 641</b>				
<b>State Senator District 9</b>				
<b>VOTE FOR 1</b>				
524	117	0	641	100.00%
Ryan D. Mishler (R)				
<b>VOTES= 653</b>				
<b>State Representative District 17</b>				
<b>VOTE FOR 1</b>				
531	122	0	653	100.00%
Timothy P. Harman (R)				
<b>VOTES= 665</b>				
<b>Judge of the Sup Court No. 1</b>				
<b>VOTE FOR 1</b>				
539	126	0	665	100.00%
Robert O. Bowen (R)				

# Precinct Summary Report

Marshall County, Indiana  
 2012 General Election  
 Election Date: 11/6/2012  
 05-CENTER 3

M- # OF Machine Ballots 710  
 A- # OF Absentee Ballots 215  
 P- # OF Provisional Ballots 0  
 PUBLIC COUNT: 925  
 REGISTERED VOTERS: 1652 55.99%

PRECINCT STATUS: REPORTED

----- VOTES -----

M	A	P	TOTAL	%	
<b>VOTES= 663</b>					<b>County Treasurer</b>
<b>VOTE FOR 1</b>					
538	125	0	663	100.00%	Debbie VanDeMark (R)
<b>VOTES= 664</b>					<b>County Coroner</b>
<b>VOTE FOR 1</b>					
540	124	0	664	100.00%	William C. Cleavenger (R)
<b>VOTES= 656</b>					<b>County Surveyor</b>
<b>VOTE FOR 1</b>					
532	124	0	656	100.00%	Larry C. Fisher (R)
<b>VOTES= 637</b>					<b>County Commissioner Dist. 2</b>
<b>VOTE FOR 1</b>					
522	115	0	637	100.00%	Deborah S. Griewank (R)
<b>VOTES= 644</b>					<b>County Commissioner Dist. 3</b>
<b>VOTE FOR 1</b>					
524	120	0	644	100.00%	Kevin G. Overmyer (R)
<b>VOTES= 1,953</b>					<b>County Council At-Large</b>
<b>VOTE FOR 3</b>					
416	119	0	535	27.39%	Rex A. Gilliland (R)
408	114	0	522	26.73%	Steven A. Harper (R)
412	117	0	529	27.09%	Jon E. VanVactor (R)
273	94	0	367	18.79%	Angela Rupchock-Schafer (D)
<b>VOTES= 590</b>					<b>Plymouth School At Large</b>
<b>VOTE FOR 1</b>					
475	115	0	590	100.00%	Larry E. Holloway
<b>VOTES= 540</b>					<b>Plymouth Schl D II - West Twp</b>
<b>VOTE FOR 1</b>					
446	94	0	540	100.00%	Todd A. Samuelson
<b>VOTES= 738</b>					<b>Plymouth Schl D III - Plymouth</b>
<b>VOTE FOR 1</b>					
203	54	0	257	34.82%	Frank Brubaker
380	101	0	481	65.18%	Gary Cook
<b>VOTES= 689</b>					<b>Justice of the Supreme Court</b>
<b>VOTE FOR 1</b>					
401	107	0	508	73.73%	Yes
160	21	0	181	26.27%	No
<b>VOTES= 678</b>					<b>Justice of the Supreme Court</b>
<b>VOTE FOR 1</b>					
401	98	0	499	73.60%	Yes
153	26	0	179	26.40%	No

# Precinct Summary Report

Marshall County, Indiana  
 2012 General Election  
 Election Date: 11/6/2012  
 05-CENTER 3

M- # OF Machine Ballots 710  
 A- # OF Absentee Ballots 215  
 P- # OF Provisional Ballots 0  
 PUBLIC COUNT: 925  
 REGISTERED VOTERS: 1652 55.99%

PRECINCT STATUS: REPORTED

----- VOTES -----					
M	A	P	TOTAL	%	
VOTES= 673					Judge - IN Court of Appeals D 3
					VOTE FOR 1
406	101	0	507	75.33%	Yes
143	23	0	166	24.67%	No
VOTES= 657					Judge - IN Court of Appeals D 3
					VOTE FOR 1
395	96	0	491	74.73%	Yes
144	22	0	166	25.27%	No
VOTES= 673					Judge - IN Court of Appeals D 5
					VOTE FOR 1
409	102	0	511	75.93%	Yes
142	20	0	162	24.07%	No

**Straight Party Summary Information**

Democratic Party 102  
 Libertarian Party 0  
 Republican Party 490

# Precinct Summary Report

Marshall County, Indiana  
 2012 General Election  
 Election Date: 11/6/2012  
 06-CENTER 4

M- # OF Machine Ballots 662  
 A- # OF Absentee Ballots 297  
 P- # OF Provisional Ballots 0  
 PUBLIC COUNT: 959  
 REGISTERED VOTERS: 1574 60.93%

PRECINCT STATUS: REPORTED

----- VOTES -----

M	A	P	TOTAL	%	
<b>VOTES= 942</b>					<b>President of the US</b>
<b>VOTE FOR 1</b>					
362	146	0	508	53.93%	Mitt Romney (R)
268	140	0	408	43.31%	Barack Obama (D)
23	3	0	26	2.76%	Gary Johnson (L)
0	0	0	0	0.00%	WRITE-IN
<b>VOTES= 926</b>					<b>US Senator</b>
<b>VOTE FOR 1</b>					
269	127	0	396	42.76%	Richard E. Mourdock (R)
328	154	0	482	52.05%	Joe Donnelly (D)
40	7	0	47	5.08%	Andrew "Andy" Horning (L)
1	0	0	1	0.11%	WRITE-IN
<b>VOTES= 921</b>					<b>Governor And Lieutenant Governor</b>
<b>VOTE FOR 1</b>					
318	136	0	454	49.29%	Pence-Ellspermann (R)
292	142	0	434	47.12%	Gregg-Simpson (D)
28	5	0	33	3.58%	Boneham-Klopfenstein (L)
0	0	0	0	0.00%	WRITE-IN
<b>VOTES= 892</b>					<b>Attorney General</b>
<b>VOTE FOR 1</b>					
390	150	0	540	60.54%	Greg Zoeller (R)
229	123	0	352	39.46%	Kay Fleming (D)
<b>VOTES= 907</b>					<b>Superintendent of Public Inst</b>
<b>VOTE FOR 1</b>					
323	136	0	459	50.61%	Tony Bennett (R)
309	139	0	448	49.39%	Glenda Ritz (D)
<b>VOTES= 933</b>					<b>United States Rep District 2</b>
<b>VOTE FOR 1</b>					
300	137	0	437	46.84%	Jackie Walorski (R)
313	146	0	459	49.20%	Brendan Mullen (D)
32	5	0	37	3.97%	Joseph Wayne Ruiz (L)
0	0	0	0	0.00%	WRITE-IN
<b>VOTES= 645</b>					<b>State Senator District 9</b>
<b>VOTE FOR 1</b>					
479	166	0	645	100.00%	Ryan D. Mishler (R)
<b>VOTES= 637</b>					<b>State Representative District 17</b>
<b>VOTE FOR 1</b>					
473	164	0	637	100.00%	Timothy P. Harman (R)
<b>VOTES= 671</b>					<b>Judge of the Sup Court No. 1</b>
<b>VOTE FOR 1</b>					
497	174	0	671	100.00%	Robert O. Bowen (R)

# Precinct Summary Report

Marshall County, Indiana  
 2012 General Election  
 Election Date: 11/6/2012  
 06-CENTER 4

M- # OF Machine Ballots 662  
 A- # OF Absentee Ballots 297  
 P- # OF Provisional Ballots 0  
 PUBLIC COUNT: 959  
 REGISTERED VOTERS: 1574 60.93%

PRECINCT STATUS: REPORTED

----- VOTES -----

M	A	P	TOTAL	%	
<b>VOTES= 669</b>					<b>County Treasurer</b>
<b>VOTE FOR 1</b>					
494	175	0	669	100.00%	Debbie VanDeMark (R)
<b>VOTES= 669</b>					<b>County Coroner</b>
<b>VOTE FOR 1</b>					
492	177	0	669	100.00%	William C. Cleavenger (R)
<b>VOTES= 658</b>					<b>County Surveyor</b>
<b>VOTE FOR 1</b>					
486	172	0	658	100.00%	Larry C. Fisher (R)
<b>VOTES= 641</b>					<b>County Commissioner Dist. 2</b>
<b>VOTE FOR 1</b>					
475	166	0	641	100.00%	Deborah S. Griewank (R)
<b>VOTES= 640</b>					<b>County Commissioner Dist. 3</b>
<b>VOTE FOR 1</b>					
477	163	0	640	100.00%	Kevin G. Overmyer (R)
<b>VOTES= 1,982</b>					<b>County Council At-Large</b>
<b>VOTE FOR 3</b>					
371	156	0	527	26.59%	Rex A. Gilliland (R)
360	145	0	505	25.48%	Steven A. Harper (R)
392	154	0	546	27.55%	Jon E. VanVector (R)
278	126	0	404	20.38%	Angela Rupchock-Schafer (D)
<b>VOTES= 596</b>					<b>Plymouth School At Large</b>
<b>VOTE FOR 1</b>					
447	149	0	596	100.00%	Larry E. Holloway
<b>VOTES= 551</b>					<b>Plymouth Schl D II - West Twp</b>
<b>VOTE FOR 1</b>					
422	129	0	551	100.00%	Todd A. Samuelson
<b>VOTES= 758</b>					<b>Plymouth Schl D III - Plymouth</b>
<b>VOTE FOR 1</b>					
204	78	0	282	37.20%	Frank Brubaker
350	126	0	476	62.80%	Gary Cook
<b>VOTES= 673</b>					<b>Justice of the Supreme Court</b>
<b>VOTE FOR 1</b>					
375	116	0	491	72.96%	Yes
141	41	0	182	27.04%	No
<b>VOTES= 662</b>					<b>Justice of the Supreme Court</b>
<b>VOTE FOR 1</b>					
369	110	0	479	72.36%	Yes
140	43	0	183	27.64%	No

# Precinct Summary Report

Marshall County, Indiana  
 2012 General Election  
 Election Date: 11/6/2012  
 06-CENTER 4

M- # OF Machine Ballots 662  
 A- # OF Absentee Ballots 297  
 P- # OF Provisional Ballots 0  
 PUBLIC COUNT: 959  
 REGISTERED VOTERS: 1574 60.93%

PRECINCT STATUS: REPORTED

----- VOTES -----

M	A	P	TOTAL	%	
<b>VOTES= 673</b>					<b>Judge - IN Court of Appeals D 3</b>
					<b>VOTE FOR 1</b>
384	116	0	500	74.29%	Yes
135	38	0	173	25.71%	No
<b>VOTES= 650</b>					<b>Judge - IN Court of Appeals D 3</b>
					<b>VOTE FOR 1</b>
362	113	0	475	73.08%	Yes
139	36	0	175	26.92%	No
<b>VOTES= 675</b>					<b>Judge - IN Court of Appeals D 5</b>
					<b>VOTE FOR 1</b>
382	117	0	499	73.93%	Yes
136	40	0	176	26.07%	No

**Straight Party Summary Information**

Democratic Party 126  
 Libertarian Party 2  
 Republican Party 193

MARSHALL COUNTY, IN

# Precinct Summary Report

Marshall County, Indiana  
 2012 General Election  
 Election Date: 11/6/2012  
 07-CENTER 5

M- # OF Machine Ballots 529  
 A- # OF Absentee Ballots 182  
 P- # OF Provisional Ballots 0  
 PUBLIC COUNT: 711  
 REGISTERED VOTERS: 1000 71.10%

PRECINCT STATUS: REPORTED

----- VOTES -----

M	A	P	TOTAL	%	
<b>VOTES= 701</b>					<b>President of the US</b>
<b>VOTE FOR 1</b>					
350	118	0	468	66.76%	Mitt Romney (R)
155	60	0	215	30.67%	Barack Obama (D)
14	1	0	15	2.14%	Gary Johnson (L)
2	1	0	3	0.43%	WRITE-IN
<b>VOTES= 691</b>					<b>US Senator</b>
<b>VOTE FOR 1</b>					
276	88	0	364	52.68%	Richard E. Mourdock (R)
212	85	0	297	42.98%	Joe Donnelly (D)
26	4	0	30	4.34%	Andrew "Andy" Horning (L)
0	0	0	0	0.00%	WRITE-IN
<b>VOTES= 695</b>					<b>Governor And Lieutenant Governor</b>
<b>VOTE FOR 1</b>					
303	99	0	402	57.84%	Pence-Ellspermann (R)
188	74	0	262	37.70%	Gregg-Simpson (D)
27	4	0	31	4.46%	Boneham-Klopfenstein (L)
0	0	0	0	0.00%	WRITE-IN
<b>VOTES= 672</b>					<b>Attorney General</b>
<b>VOTE FOR 1</b>					
356	115	0	471	70.09%	Greg Zoeller (R)
144	57	0	201	29.91%	Kay Fleming (D)
<b>VOTES= 678</b>					<b>Superintendent of Public Inst</b>
<b>VOTE FOR 1</b>					
279	89	0	368	54.28%	Tony Bennett (R)
229	81	0	310	45.72%	Glenda Ritz (D)
<b>VOTES= 693</b>					<b>United States Rep District 2</b>
<b>VOTE FOR 1</b>					
289	102	0	391	56.42%	Jackie Walorski (R)
207	72	0	279	40.26%	Brendan Mullen (D)
20	3	0	23	3.32%	Joseph Wayne Ruiz (L)
0	0	0	0	0.00%	WRITE-IN
<b>VOTES= 538</b>					<b>State Senator District 9</b>
<b>VOTE FOR 1</b>					
413	125	0	538	100.00%	Ryan D. Mishler (R)
<b>VOTES= 541</b>					<b>State Representative District 17</b>
<b>VOTE FOR 1</b>					
418	123	0	541	100.00%	Timothy P. Harman (R)
<b>VOTES= 553</b>					<b>Judge of the Sup Court No. 1</b>
<b>VOTE FOR 1</b>					
426	127	0	553	100.00%	Robert O. Bowen (R)

# Precinct Summary Report

Marshall County, Indiana  
 2012 General Election  
 Election Date: 11/6/2012  
 07-CENTER 5

M- # OF Machine Ballots 529  
 A- # OF Absentee Ballots 182  
 P- # OF Provisional Ballots 0  
 PUBLIC COUNT: 711  
 REGISTERED VOTERS: 1000 71.10%

PRECINCT STATUS: REPORTED

----- VOTES -----

M	A	P	TOTAL	%	
<b>VOTES= 542</b>					<b>County Treasurer</b>
<b>VOTE FOR 1</b>					
421	121	0	542	100.00%	Debbie VanDeMark (R)
<b>VOTES= 541</b>					<b>County Coroner</b>
<b>VOTE FOR 1</b>					
418	123	0	541	100.00%	William C. Cleavenger (R)
<b>VOTES= 532</b>					<b>County Surveyor</b>
<b>VOTE FOR 1</b>					
408	124	0	532	100.00%	Larry C. Fisher (R)
<b>VOTES= 521</b>					<b>County Commissioner Dist. 2</b>
<b>VOTE FOR 1</b>					
398	123	0	521	100.00%	Deborah S. Griewank (R)
<b>VOTES= 526</b>					<b>County Commissioner Dist. 3</b>
<b>VOTE FOR 1</b>					
408	118	0	526	100.00%	Kevin G. Overmyer (R)
<b>VOTES= 1,561</b>					<b>County Council At-Large</b>
<b>VOTE FOR 3</b>					
319	109	0	428	27.42%	Rex A. Gilliland (R)
319	107	0	426	27.29%	Steven A. Harper (R)
335	113	0	448	28.70%	Jon E. VanVactor (R)
185	74	0	259	16.59%	Angela Rupchock-Schafer (D)
<b>VOTES= 493</b>					<b>Plymouth School At Large</b>
<b>VOTE FOR 1</b>					
387	106	0	493	100.00%	Larry E. Holloway
<b>VOTES= 463</b>					<b>Plymouth Schl D II - West Twp</b>
<b>VOTE FOR 1</b>					
361	102	0	463	100.00%	Todd A. Samuelson
<b>VOTES= 591</b>					<b>Plymouth Schl D III - Plymouth</b>
<b>VOTE FOR 1</b>					
177	46	0	223	37.73%	Frank Brubaker
285	83	0	368	62.27%	Gary Cook
<b>VOTES= 568</b>					<b>Justice of the Supreme Court</b>
<b>VOTE FOR 1</b>					
301	88	0	389	68.49%	Yes
139	40	0	179	31.51%	No
<b>VOTES= 560</b>					<b>Justice of the Supreme Court</b>
<b>VOTE FOR 1</b>					
304	81	0	385	68.75%	Yes
131	44	0	175	31.25%	No



# Precinct Summary Report

Marshall County, Indiana  
 2012 General Election  
 Election Date: 11/6/2012  
 07-CENTER 5

M- # OF Machine Ballots 529  
 A- # OF Absentee Ballots 182  
 P- # OF Provisional Ballots 0  
 PUBLIC COUNT: 711  
 REGISTERED VOTERS: 1000 71.10%

PRECINCT STATUS: REPORTED

----- VOTES -----

M	A	P	TOTAL	%	
<b>VOTES= 568</b>					<b>Judge - IN Court of Appeals D 3</b>
					<b>VOTE FOR 1</b>
322	86	0	408	71.83%	Yes
124	36	0	160	28.17%	No
<b>VOTES= 548</b>					<b>Judge - IN Court of Appeals D 3</b>
					<b>VOTE FOR 1</b>
305	78	0	383	69.89%	Yes
127	38	0	165	30.11%	No
<b>VOTES= 561</b>					<b>Judge - IN Court of Appeals D 5</b>
					<b>VOTE FOR 1</b>
317	86	0	403	71.84%	Yes
123	35	0	158	28.16%	No

**Straight Party Summary Information**

Democratic Party 62  
 Libertarian Party 3  
 Republican Party 149

MARSHALL COUNTY, IN

# Precinct Summary Report

Marshall County, Indiana  
 2012 General Election  
 Election Date: 11/6/2012  
 08-CENTER 6

M- # OF Machine Ballots 493  
 A- # OF Absentee Ballots 196  
 P- # OF Provisional Ballots 0  
 PUBLIC COUNT: 689  
 REGISTERED VOTERS: 983 70.09%

PRECINCT STATUS: REPORTED

----- VOTES -----

M	A	P	TOTAL	%	
<b>VOTES= 680</b>					<b>President of the US</b>
<b>VOTE FOR 1</b>					
343	115	0	458	67.35%	Mitt Romney (R)
132	75	0	207	30.44%	Barack Obama (D)
13	0	0	13	1.91%	Gary Johnson (L)
2	0	0	2	0.29%	WRITE-IN
<b>VOTES= 679</b>					<b>US Senator</b>
<b>VOTE FOR 1</b>					
260	81	0	341	50.22%	Richard E. Mourdock (R)
209	103	0	312	45.95%	Joe Donnelly (D)
19	5	0	24	3.53%	Andrew "Andy" Horning (L)
1	1	0	2	0.29%	WRITE-IN
<b>VOTES= 674</b>					<b>Governor And Lieutenant Governor</b>
<b>VOTE FOR 1</b>					
299	103	0	402	59.64%	Pence-Ellspermann (R)
169	83	0	252	37.39%	Gregg-Simpson (D)
18	2	0	20	2.97%	Boneham-Klopfenstein (L)
0	0	0	0	0.00%	WRITE-IN
<b>VOTES= 658</b>					<b>Attorney General</b>
<b>VOTE FOR 1</b>					
348	118	0	466	70.82%	Greg Zoeller (R)
122	70	0	192	29.18%	Kay Fleming (D)
<b>VOTES= 661</b>					<b>Superintendent of Public Inst</b>
<b>VOTE FOR 1</b>					
274	96	0	370	55.98%	Tony Bennett (R)
201	90	0	291	44.02%	Glenda Ritz (D)
<b>VOTES= 679</b>					<b>United States Rep District 2</b>
<b>VOTE FOR 1</b>					
294	101	0	395	58.17%	Jackie Walorski (R)
180	84	0	264	38.88%	Brendan Mullen (D)
13	0	0	20	2.95%	Joseph Wayne Ruiz (L)
0	0	0	0	0.00%	WRITE-IN
<b>VOTES= 546</b>					<b>State Senator District 9</b>
<b>VOTE FOR 1</b>					
407	139	0	546	100.00%	Ryan D. Mishler (R)
<b>VOTES= 539</b>					<b>State Representative District 17</b>
<b>VOTE FOR 1</b>					
406	133	0	539	100.00%	Timothy P. Harman (R)
<b>VOTES= 557</b>					<b>Judge of the Sup Court No. 1</b>
<b>VOTE FOR 1</b>					
412	145	0	557	100.00%	Robert O. Bowen (R)

# Precinct Summary Report

Marshall County, Indiana  
 2012 General Election  
 Election Date: 11/6/2012  
 08-CENTER 6

M- # OF Machine Ballots 493  
 A- # OF Absentee Ballots 196  
 P- # OF Provisional Ballots 0  
 PUBLIC COUNT: 689  
 REGISTERED VOTERS: 983 70.09%

PRECINCT STATUS: REPORTED

----- VOTES -----

M	A	P	TOTAL	%	
<b>VOTES= 559</b>					<b>County Treasurer</b>
<b>VOTE FOR 1</b>					
415	144	0	559	100.00%	Debbie VanDeMark (R)
<b>VOTES= 549</b>					<b>County Coroner</b>
<b>VOTE FOR 1</b>					
415	134	0	549	100.00%	William C. Cleavenger (R)
<b>VOTES= 552</b>					<b>County Surveyor</b>
<b>VOTE FOR 1</b>					
406	146	0	552	100.00%	Larry C. Fisher (R)
<b>VOTES= 538</b>					<b>County Commissioner Dist. 2</b>
<b>VOTE FOR 1</b>					
401	137	0	538	100.00%	Deborah S. Griewank (R)
<b>VOTES= 531</b>					<b>County Commissioner Dist. 3</b>
<b>VOTE FOR 1</b>					
399	132	0	531	100.00%	Kevin G. Overmyer (R)
<b>VOTES= 1,586</b>					<b>County Council At-Large</b>
<b>VOTE FOR 3</b>					
333	122	0	455	28.69%	Rex A. Gilliland (R)
326	112	0	438	27.62%	Steven A. Harper (R)
341	119	0	460	29.00%	Jon E. VanVactor (R)
161	72	0	233	14.69%	Angela Rupchock-Schafer (D)
<b>VOTES= 490</b>					<b>Plymouth School At Large</b>
<b>VOTE FOR 1</b>					
369	121	0	490	100.00%	Larry E. Holloway
<b>VOTES= 452</b>					<b>Plymouth Schl D II - West Twp</b>
<b>VOTE FOR 1</b>					
349	103	0	452	100.00%	Todd A. Samuelson
<b>VOTES= 569</b>					<b>Plymouth Schl D III - Plymouth</b>
<b>VOTE FOR 1</b>					
163	53	0	216	37.96%	Frank Brubaker
256	97	0	353	62.04%	Gary Cook
<b>VOTES= 538</b>					<b>Justice of the Supreme Court</b>
<b>VOTE FOR 1</b>					
280	91	0	371	68.96%	Yes
133	34	0	167	31.04%	No
<b>VOTES= 532</b>					<b>Justice of the Supreme Court</b>
<b>VOTE FOR 1</b>					
279	89	0	368	69.17%	Yes
129	35	0	164	30.83%	No

# Precinct Summary Report

Marshall County, Indiana  
 2012 General Election  
 Election Date: 11/6/2012  
 08-CENTER 6

M- # OF Machine Ballots 493  
 A- # OF Absentee Ballots 196  
 P- # OF Provisional Ballots 0  
 PUBLIC COUNT: 689  
 REGISTERED VOTERS: 983 70.09%

PRECINCT STATUS: REPORTED

----- VOTES -----					
M	A	P	TOTAL	%	
<b>VOTES= 526</b>					
Judge - IN Court of Appeals D 3					
<b>VOTE FOR 1</b>					
289	94	0	383	72.81%	Yes
114	29	0	143	27.19%	No
<b>VOTES= 515</b>					
Judge - IN Court of Appeals D 3					
<b>VOTE FOR 1</b>					
283	90	0	373	72.43%	Yes
114	28	0	142	27.57%	No
<b>VOTES= 528</b>					
Judge - IN Court of Appeals D 5					
<b>VOTE FOR 1</b>					
292	90	0	382	72.35%	Yes
112	34	0	146	27.65%	No

**Straight Party Summary Information**

Democratic Party 48  
 Libertarian Party 2  
 Republican Party 455

# Precinct Summary Report

Marshall County, Indiana  
 2012 General Election  
 Election Date: 11/6/2012  
 09-CENTER 7

M- # OF Machine Ballots 531  
 A- # OF Absentee Ballots 229  
 P- # OF Provisional Ballots 0  
 PUBLIC COUNT: 760  
 REGISTERED VOTERS: 1036 73.36%

PRECINCT STATUS: REPORTED

----- VOTES -----

M	A	P	TOTAL	%	
<b>VOTES= 751</b>					<b>President of the US</b>
<b>VOTE FOR 1</b>					
342	152	0	494	65.78%	Mitt Romney (R)
173	69	0	242	32.22%	Barack Obama (D)
8	4	0	12	1.60%	Gary Johnson (L)
2	1	0	3	0.40%	WRITE-IN
<b>VOTES= 744</b>					<b>US Senator</b>
<b>VOTE FOR 1</b>					
253	127	0	380	51.08%	Richard E. Mourdock (R)
250	89	0	339	45.56%	Joe Donnelly (D)
19	5	0	24	3.23%	Andrew "Andy" Horning (L)
1	0	0	1	0.13%	WRITE-IN
<b>VOTES= 748</b>					<b>Governor And Lieutenant Governor</b>
<b>VOTE FOR 1</b>					
304	143	0	447	59.76%	Pence-Ellspermann (R)
207	79	0	286	38.24%	Gregg-Simpson (D)
12	3	0	15	2.01%	Boneham-Klopfenstein (L)
0	0	0	0	0.00%	WRITE-IN
<b>VOTES= 712</b>					<b>Attorney General</b>
<b>VOTE FOR 1</b>					
356	152	0	508	71.35%	Greg Zoeller (R)
141	63	0	204	28.65%	Kay Fleming (D)
<b>VOTES= 725</b>					<b>Superintendent of Public Inst</b>
<b>VOTE FOR 1</b>					
240	123	0	363	50.07%	Tony Bennett (R)
269	93	0	362	49.93%	Glenda Ritz (D)
<b>VOTES= 746</b>					<b>United States Rep District 2</b>
<b>VOTE FOR 1</b>					
275	140	0	415	55.63%	Jackie Walorski (R)
229	79	0	308	41.29%	Brendan Mullen (D)
19	4	0	23	3.08%	Joseph Wayne Ruiz (L)
0	0	0	0	0.00%	WRITE-IN
<b>VOTES= 589</b>					<b>State Senator District 9</b>
<b>VOTE FOR 1</b>					
415	174	0	589	100.00%	Ryan D. Mishler (R)
<b>VOTES= 599</b>					<b>State Representative District 17</b>
<b>VOTE FOR 1</b>					
422	177	0	599	100.00%	Timothy P. Harman (R)
<b>VOTES= 610</b>					<b>Judge of the Sup Court No. 1</b>
<b>VOTE FOR 1</b>					
428	182	0	610	100.00%	Robert O. Bowen (R)

# Precinct Summary Report

Marshall County, Indiana  
 2012 General Election  
 Election Date: 11/6/2012  
 09-CENTER 7

M- # OF Machine Ballots 531  
 A- # OF Absentee Ballots 229  
 P- # OF Provisional Ballots 0  
 PUBLIC COUNT: 760  
 REGISTERED VOTERS: 1036 73.36%

PRECINCT STATUS: REPORTED

----- VOTES -----				
M	A	P	TOTAL	%
<b>VOTES= 614</b>				
County Treasurer				
VOTE FOR 1				
434	180	0	614	100.00%
Debbie VanDeMark (R)				
<b>VOTES= 600</b>				
County Coroner				
VOTE FOR 1				
422	178	0	600	100.00%
William C. Cleavenger (R)				
<b>VOTES= 598</b>				
County Surveyor				
VOTE FOR 1				
422	176	0	598	100.00%
Larry C. Fisher (R)				
<b>VOTES= 581</b>				
County Commissioner Dist. 2				
VOTE FOR 1				
412	169	0	581	100.00%
Deborah S. Griewank (R)				
<b>VOTES= 575</b>				
County Commissioner Dist. 3				
VOTE FOR 1				
415	160	0	575	100.00%
Kevin G. Overmyer (R)				
<b>VOTES= 1,768</b>				
County Council At-Large				
VOTE FOR 3				
359	151	0	510	28.85%
333	145	0	478	27.04%
369	151	0	520	29.41%
184	76	0	260	14.71%
Rex A. Gilliland (R)				
Steven A. Harper (R)				
Jon E. VanVactor (R)				
Angela Rupchock-Schafer (D)				
<b>VOTES= 566</b>				
Plymouth School At Large				
VOTE FOR 1				
404	162	0	566	100.00%
Larry E. Holloway				
<b>VOTES= 505</b>				
Plymouth Schl D II - West Twp				
VOTE FOR 1				
367	138	0	505	100.00%
Todd A. Samuelson				
<b>VOTES= 645</b>				
Plymouth Schl D III - Plymouth				
VOTE FOR 1				
179	59	0	238	36.90%
281	126	0	407	63.10%
Frank Brubaker				
Gary Cook				
<b>VOTES= 593</b>				
Justice of the Supreme Court				
VOTE FOR 1				
316	115	0	431	72.68%
109	53	0	162	27.32%
Yes				
No				
<b>VOTES= 580</b>				
Justice of the Supreme Court				
VOTE FOR 1				
316	111	0	427	73.62%
99	54	0	153	26.38%
Yes				
No				

# Precinct Summary Report

Marshall County, Indiana  
 2012 General Election  
 Election Date: 11/6/2012  
 09-CENTER 7

M- # OF Machine Ballots 531  
 A- # OF Absentee Ballots 229  
 P- # OF Provisional Ballots 0  
 PUBLIC COUNT: 760  
 REGISTERED VOTERS: 1036 73.36%

PRECINCT STATUS: REPORTED

----- VOTES -----

M	A	P	TOTAL	%		
<b>VOTES= 575</b>					<b>Judge - IN Court of Appeals D 3</b>	
					<b>VOTE FOR 1</b>	
324	110	0	434	75.48%	Yes	
89	52	0	141	24.52%	No	
<b>VOTES= 551</b>					<b>Judge - IN Court of Appeals D 3</b>	
					<b>VOTE FOR 1</b>	
297	108	0	405	73.50%	Yes	
99	47	0	146	26.50%	No	
<b>VOTES= 573</b>					<b>Judge - IN Court of Appeals D 5</b>	
					<b>VOTE FOR 1</b>	
318	116	0	434	75.74%	Yes	
95	44	0	139	24.26%	No	

**Straight Party Summary Information**

Democratic Party 51  
 Libertarian Party 0  
 Republican Party 449

MARSHALL COUNTY, IN

# Precinct Summary Report

Marshall County, Indiana  
 2012 General Election  
 Election Date: 11/6/2012  
 10-CENTER 8

M- # OF Machine Ballots 342  
 A- # OF Absentee Ballots 201  
 P- # OF Provisional Ballots 0  
 PUBLIC COUNT: 543  
 REGISTERED VOTERS: 780 69.62%

PRECINCT STATUS: REPORTED

----- VOTES -----				
M	A	P	TOTAL	%
<b>VOTES= 536</b>				
<b>President of the US</b>				
<b>VOTE FOR 1</b>				
209	130	0	339	63.25%
126	67	0	193	36.01%
3	1	0	4	0.75%
0	0	0	0	0.00%
M- Romney (R) Barack Obama (D) Gary Johnson (L) WRITE-IN				
<b>VOTES= 532</b>				
<b>US Senator</b>				
<b>VOTE FOR 1</b>				
158	105	0	263	49.44%
165	86	0	251	47.18%
14	4	0	18	3.38%
0	0	0	0	0.00%
Richard E. Mourdock (R) Joe Donnelly (D) Andrew "Andy" Horning (L) WRITE-IN				
<b>VOTES= 532</b>				
<b>Governor And Lieutenant Governor</b>				
<b>VOTE FOR 1</b>				
192	121	0	313	58.83%
137	73	0	210	39.47%
7	2	0	9	1.69%
0	0	0	0	0.00%
Pence-Ellspermann (R) Gregg-Simpson (D) Boneham-Klopfenstein (L) WRITE-IN				
<b>VOTES= 518</b>				
<b>Attorney General</b>				
<b>VOTE FOR 1</b>				
215	129	0	344	66.41%
109	65	0	174	33.59%
Greg Zoeller (R) Kay Fleming (D)				
<b>VOTES= 520</b>				
<b>Superintendent of Public Inst</b>				
<b>VOTE FOR 1</b>				
165	101	0	266	51.15%
163	91	0	254	48.85%
Tony Bennett (R) Glenda Ritz (D)				
<b>VOTES= 532</b>				
<b>United States Rep District 2</b>				
<b>VOTE FOR 1</b>				
175	116	0	291	54.70%
155	79	0	234	43.98%
6	1	0	7	1.32%
0	0	0	0	0.00%
Jackie Walorski (R) Brendan Mullen (D) Joseph Wayne Ruiz (L) WRITE-IN				
<b>VOTES= 391</b>				
<b>State Senator District 9</b>				
<b>VOTE FOR 1</b>				
249	142	0	391	100.00%
Ryan D. Mishler (R)				
<b>VOTES= 402</b>				
<b>State Representative District 17</b>				
<b>VOTE FOR 1</b>				
254	148	0	402	100.00%
Timothy P. Harman (R)				
<b>VOTES= 400</b>				
<b>Judge of the Sup Court No. 1</b>				
<b>VOTE FOR 1</b>				
251	149	0	400	100.00%
Robert O. Bowen (R)				



# Precinct Summary Report

Marshall County, Indiana  
 2012 General Election  
 Election Date: 11/6/2012  
 10-CENTER 8

M- # OF Machine Ballots 342  
 A- # OF Absentee Ballots 201  
 P- # OF Provisional Ballots 0  
 PUBLIC COUNT: 543  
 REGISTERED VOTERS: 780 69.62%

PRECINCT STATUS: REPORTED

----- VOTES -----

M	A	P	TOTAL	%	
<b>VOTES= 404</b>					<b>County Treasurer</b>
<b>VOTE FOR 1</b>					
257	147	0	404	100.00%	Debbie VanDeMark (R)
<b>VOTES= 399</b>					<b>County Coroner</b>
<b>VOTE FOR 1</b>					
256	143	0	399	100.00%	William C. Cleavenger (R)
<b>VOTES= 392</b>					<b>County Surveyor</b>
<b>VOTE FOR 1</b>					
245	147	0	392	100.00%	Larry C. Fisher (R)
<b>VOTES= 380</b>					<b>County Commissioner Dist. 2</b>
<b>VOTE FOR 1</b>					
242	138	0	380	100.00%	Deborah S. Griewank (R)
<b>VOTES= 384</b>					<b>County Commissioner Dist. 3</b>
<b>VOTE FOR 1</b>					
244	140	0	384	100.00%	Kevin G. Overmyer (R)
<b>VOTES= 1,210</b>					<b>County Council At-Large</b>
<b>VOTE FOR 3</b>					
214	134	0	348	28.76%	Rex A. Gilliland (R)
191	124	0	315	26.03%	Steven A. Harper (R)
210	127	0	337	27.85%	Jon E. VanVactor (R)
137	73	0	210	17.36%	Angela Rupchock-Schafer (D)
<b>VOTES= 358</b>					<b>Plymouth School At Large</b>
<b>VOTE FOR 1</b>					
230	128	0	358	100.00%	Larry E. Holloway
<b>VOTES= 322</b>					<b>Plymouth Schl D II - West Twp</b>
<b>VOTE FOR 1</b>					
216	106	0	322	100.00%	Todd A. Samuelson
<b>VOTES= 430</b>					<b>Plymouth Schl D III - Plymouth</b>
<b>VOTE FOR 1</b>					
101	57	0	158	36.74%	Frank Brubaker
185	87	0	272	63.26%	Gary Cook
<b>VOTES= 391</b>					<b>Justice of the Supreme Court</b>
<b>VOTE FOR 1</b>					
182	92	0	274	70.08%	Yes
82	35	0	117	29.92%	No
<b>VOTES= 389</b>					<b>Justice of the Supreme Court</b>
<b>VOTE FOR 1</b>					
179	91	0	270	69.41%	Yes
84	35	0	119	30.59%	No

# Precinct Summary Report

Marshall County, Indiana  
 2012 General Election  
 Election Date: 11/6/2012  
 10-CENTER 8

M- # OF Machine Ballots 342  
 A- # OF Absentee Ballots 201  
 P- # OF Provisional Ballots 0  
 PUBLIC COUNT: 543  
 REGISTERED VOTERS: 780 69.62%

PRECINCT STATUS: REPORTED

----- VOTES -----					
M	A	P	TOTAL	%	
<b>VOTES= 387</b>					
Judge - IN Court of Appeals D 3					
<b>VOTE FOR 1</b>					
192	92	0	284	73.39%	Yes
70	33	0	103	26.61%	No
<b>VOTES= 377</b>					
Judge - IN Court of Appeals D 3					
<b>VOTE FOR 1</b>					
187	91	0	278	73.74%	Yes
70	29	0	99	26.26%	No
<b>VOTES= 392</b>					
Judge - IN Court of Appeals D 5					
<b>VOTE FOR 1</b>					
188	94	0	282	71.94%	Yes
74	36	0	110	28.06%	No

**Straight Party Summary Information**

Democratic Party 58  
 Libertarian Party 0  
 Republican Party 115

# Precinct Summary Report

Marshall County, Indiana  
 2012 General Election  
 Election Date: 11/6/2012  
 11-GERMAN 1

M- # OF Machine Ballots 593  
 A- # OF Absentee Ballots 116  
 P- # OF Provisional Ballots 0  
 PUBLIC COUNT: 709  
 REGISTERED VOTERS: 1081 65.59%

PRECINCT STATUS: REPORTED

----- VOTES -----

M	A	P	TOTAL	%	
<b>VOTES= 694</b>					<b>President of the US</b>
<b>VOTE FOR 1</b>					
419	84	0	503	72.48%	<b>MITT ROMNEY (R)</b>
147	30	0	177	25.50%	<b>BARACK OBAMA (D)</b>
10	1	0	11	1.59%	<b>GARY JOHNSON (L)</b>
3	0	0	3	0.43%	<b>WRITE-IN</b>
<b>VOTES= 699</b>					<b>US Senator</b>
<b>VOTE FOR 1</b>					
329	72	0	401	57.37%	<b>RICHARD E. MOURDOCK (R)</b>
225	40	0	265	37.91%	<b>JOE DONNELLY (D)</b>
31	2	0	33	4.72%	<b>ANDREW "ANDY" HORNING (L)</b>
0	0	0	0	0.00%	<b>WRITE-IN</b>
<b>VOTES= 695</b>					<b>Governor And Lieutenant Governor</b>
<b>VOTE FOR 1</b>					
366	74	0	440	63.31%	<b>PENCE-ELLSPERMANN (R)</b>
195	39	0	234	33.67%	<b>GREGG-SIMPSON (D)</b>
19	2	0	21	3.02%	<b>BONEHAM-KLOPFENSTEIN (L)</b>
0	0	0	0	0.00%	<b>WRITE-IN</b>
<b>VOTES= 674</b>					<b>Attorney General</b>
<b>VOTE FOR 1</b>					
431	81	0	512	75.96%	<b>GREG ZOELLER (R)</b>
132	30	0	162	24.04%	<b>KAY FLEMING (D)</b>
<b>VOTES= 684</b>					<b>Superintendent of Public Inst</b>
<b>VOTE FOR 1</b>					
347	72	0	419	61.26%	<b>TONY BENNETT (R)</b>
227	38	0	265	38.74%	<b>GLENDA RITZ (D)</b>
<b>VOTES= 701</b>					<b>United States Rep District 2</b>
<b>VOTE FOR 1</b>					
348	72	0	420	59.91%	<b>JACKIE WALORSKI (R)</b>
214	38	0	252	35.95%	<b>BRENDAN MULLEN (D)</b>
25	4	0	29	4.14%	<b>JOSEPH WAYNE RUIZ (L)</b>
0	0	0	0	0.00%	<b>WRITE-IN</b>
<b>VOTES= 588</b>					<b>State Senator District 9</b>
<b>VOTE FOR 1</b>					
497	91	0	588	100.00%	<b>RYAN D. MISHLER (R)</b>
<b>VOTES= 565</b>					<b>State Representative District 17</b>
<b>VOTE FOR 1</b>					
476	89	0	565	100.00%	<b>TIMOTHY P. HARMAN (R)</b>
<b>VOTES= 601</b>					<b>Judge of the Sup Court No. 1</b>
<b>VOTE FOR 1</b>					
506	95	0	601	100.00%	<b>ROBERT O. BOWEN (R)</b>

# Precinct Summary Report

Marshall County, Indiana  
 2012 General Election  
 Election Date: 11/6/2012  
 11-GERMAN 1

M- # OF Machine Ballots 593  
 A- # OF Absentee Ballots 116  
 P- # OF Provisional Ballots 0  
 PUBLIC COUNT: 709  
 REGISTERED VOTERS: 1081 65.59%

PRECINCT STATUS: REPORTED

----- VOTES -----				
M	A	P	TOTAL	%
<b>VOTES= 568</b>				
479	89	0	568	100.00%
County Treasurer VOTE FOR 1 Debbie VanDeMark (R)				
<b>VOTES= 571</b>				
481	90	0	571	100.00%
County Coroner VOTE FOR 1 William C. Cleavenger (R)				
<b>VOTES= 557</b>				
467	90	0	557	100.00%
County Surveyor VOTE FOR 1 Larry C. Fisher (R)				
<b>VOTES= 547</b>				
456	91	0	547	100.00%
County Commissioner Dist. 2 VOTE FOR 1 Deborah S. Griewank (R)				
<b>VOTES= 548</b>				
459	89	0	548	100.00%
County Commissioner Dist. 3 VOTE FOR 1 Kevin G. Overmyer (R)				
<b>VOTES= 1,567</b>				
376	72	0	448	28.59%
371	84	0	455	29.04%
377	78	0	455	29.04%
171	38	0	209	13.34%
County Council At-Large VOTE FOR 3 Rex A. Gilliland (R) Steven A. Harper (R) Jon E. VanVactor (R) Angela Rupchock-Schafer (D)				
<b>VOTES= 471</b>				
404	67	0	471	100.00%
Bremen Public Schools District I VOTE FOR 1 Jill L. Hassel				
<b>VOTES= 410</b>				
350	60	0	410	100.00%
Bremen Public Schools Dist II VOTE FOR 1 Frankie Merritt				
<b>VOTES= 454</b>				
391	63	0	454	100.00%
Bremen Public Schools Dist III VOTE FOR 1 Charles H. Klockow				
<b>VOTES= 410</b>				
177	41	0	218	53.17%
153	39	0	192	46.83%
Lake of the Woods Sewer Board VOTE FOR 2 Sally Pittman Marjorie Rupert				
<b>VOTES= 532</b>				
325	55	0	380	71.43%
130	22	0	152	28.57%
Justice of the Supreme Court VOTE FOR 1 Yes No				

# Precinct Summary Report

Marshall County, Indiana  
 2012 General Election  
 Election Date: 11/6/2012  
 11-GERMAN 1

M- # OF Machine Ballots 593  
 A- # OF Absentee Ballots 116  
 P- # OF Provisional Ballots 0  
 PUBLIC COUNT: 709  
 REGISTERED VOTERS: 1081 65.59%

PRECINCT STATUS: REPORTED

----- VOTES -----						
M	A	P	TOTAL	%		
<b>VOTES= 526</b>						
					<b>Justice of the Supreme Court</b>	
					<b>VOTE FOR 1</b>	
320	54	0	374	71.10%	Yes	
129	23	0	152	28.90%	No	
<b>VOTES= 541</b>						
					<b>Judge - IN Court of Appeals D 3</b>	
					<b>VOTE FOR 1</b>	
345	56	0	401	74.12%	Yes	
117	23	0	140	25.88%	No	
<b>VOTES= 518</b>						
					<b>Judge - IN Court of Appeals D 3</b>	
					<b>VOTE FOR 1</b>	
332	54	0	386	74.52%	Yes	
111	21	0	132	25.48%	No	
<b>VOTES= 531</b>						
					<b>Judge - IN Court of Appeals D 5</b>	
					<b>VOTE FOR 1</b>	
327	54	0	381	71.75%	Yes	
125	25	0	150	28.25%	No	

**Straight Party Summary Information**

Democratic Party 53  
 Libertarian Party 9  
 Republican Party 201

# Precinct Summary Report

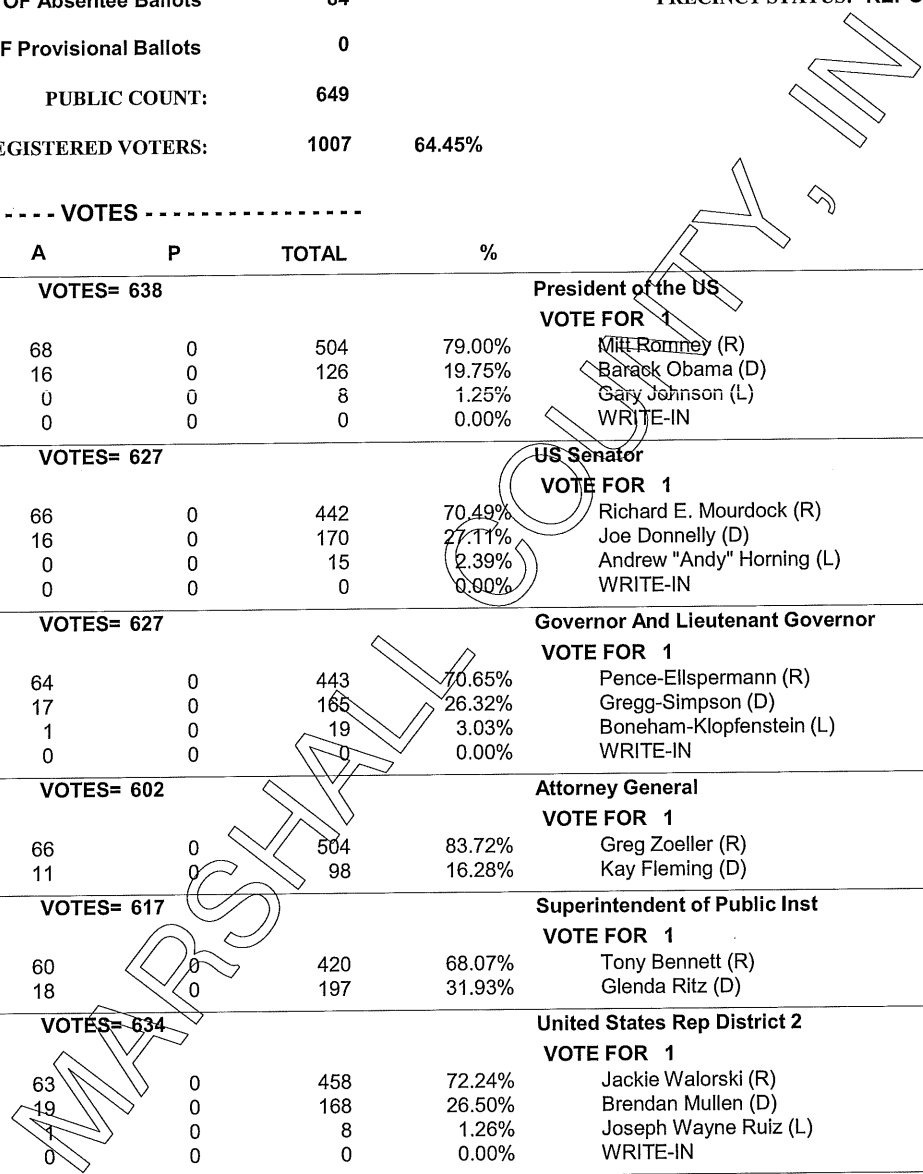
Marshall County, Indiana  
 2012 General Election  
 Election Date: 11/6/2012  
 12-GERMAN 2

M- # OF Machine Ballots 565  
 A- # OF Absentee Ballots 84  
 P- # OF Provisional Ballots 0  
 PUBLIC COUNT: 649  
 REGISTERED VOTERS: 1007 64.45%

PRECINCT STATUS: REPORTED

----- VOTES -----

M	A	P	TOTAL	%	
<b>VOTES= 638</b>					<b>President of the US</b>
<b>VOTE FOR 1</b>					
436	68	0	504	79.00%	<b>MITT Romney (R)</b>
110	16	0	126	19.75%	Barack Obama (D)
8	0	0	8	1.25%	Gary Johnson (L)
0	0	0	0	0.00%	WRITE-IN
<b>VOTES= 627</b>					<b>US Senator</b>
<b>VOTE FOR 1</b>					
376	66	0	442	70.49%	Richard E. Mourdock (R)
154	16	0	170	27.11%	Joe Donnelly (D)
15	0	0	15	2.39%	Andrew "Andy" Horning (L)
0	0	0	0	0.00%	WRITE-IN
<b>VOTES= 627</b>					<b>Governor And Lieutenant Governor</b>
<b>VOTE FOR 1</b>					
379	64	0	443	70.65%	Pence-Ellspermann (R)
148	17	0	165	26.32%	Gregg-Simpson (D)
18	1	0	19	3.03%	Boneham-Klopfenstein (L)
0	0	0	0	0.00%	WRITE-IN
<b>VOTES= 602</b>					<b>Attorney General</b>
<b>VOTE FOR 1</b>					
438	66	0	504	83.72%	Greg Zoeller (R)
87	11	0	98	16.28%	Kay Fleming (D)
<b>VOTES= 617</b>					<b>Superintendent of Public Inst</b>
<b>VOTE FOR 1</b>					
360	60	0	420	68.07%	Tony Bennett (R)
179	18	0	197	31.93%	Glenda Ritz (D)
<b>VOTES= 634</b>					<b>United States Rep District 2</b>
<b>VOTE FOR 1</b>					
395	63	0	458	72.24%	Jackie Walorski (R)
149	19	0	168	26.50%	Brendan Mullen (D)
7	0	0	8	1.26%	Joseph Wayne Ruiz (L)
0	0	0	0	0.00%	WRITE-IN
<b>VOTES= 571</b>					<b>State Senator District 9</b>
<b>VOTE FOR 1</b>					
498	73	0	571	100.00%	Ryan D. Mishler (R)
<b>VOTES= 545</b>					<b>State Representative District 17</b>
<b>VOTE FOR 1</b>					
474	71	0	545	100.00%	Timothy P. Harman (R)
<b>VOTES= 583</b>					<b>Judge of the Sup Court No. 1</b>
<b>VOTE FOR 1</b>					
506	77	0	583	100.00%	Robert O. Bowen (R)



# Precinct Summary Report

Marshall County, Indiana  
 2012 General Election  
 Election Date: 11/6/2012  
 12-GERMAN 2

M- # OF Machine Ballots 565  
 A- # OF Absentee Ballots 84  
 P- # OF Provisional Ballots 0  
 PUBLIC COUNT: 649  
 REGISTERED VOTERS: 1007 64.45%  
 PRECINCT STATUS: REPORTED

----- VOTES -----				
M	A	P	TOTAL	%
<b>VOTES= 548</b>				
476	72	0	548	100.00%
County Treasurer VOTE FOR 1 Debbie VanDeMark (R)				
<b>VOTES= 535</b>				
467	68	0	535	100.00%
County Coroner VOTE FOR 1 William C. Cleavenger (R)				
<b>VOTES= 528</b>				
459	69	0	528	100.00%
County Surveyor VOTE FOR 1 Larry C. Fisher (R)				
<b>VOTES= 513</b>				
446	67	0	513	100.00%
County Commissioner Dist. 2 VOTE FOR 1 Deborah S. Griewank (R)				
<b>VOTES= 526</b>				
456	70	0	526	100.00%
County Commissioner Dist. 3 VOTE FOR 1 Kevin G. Overmyer (R)				
<b>VOTES= 1,511</b>				
405	66	0	471	31.17%
393	62	0	455	30.11%
389	66	0	455	30.11%
118	12	0	130	8.60%
County Council At-Large VOTE FOR 3 Rex A. Gilliland (R) Steven A. Harper (R) Jon E. VanVactor (R) Angela Rupchock-Schafer (D)				
<b>VOTES= 430</b>				
376	54	0	430	100.00%
Bremen Public Schools District I VOTE FOR 1 Jill L. Hassel				
<b>VOTES= 372</b>				
329	43	0	372	100.00%
Bremen Public Schools Dist II VOTE FOR 1 Frankie Merritt				
<b>VOTES= 421</b>				
372	49	0	421	100.00%
Bremen Public Schools Dist III VOTE FOR 1 Charles H. Klockow				
<b>VOTES= 471</b>				
308	44	0	352	74.73%
108	11	0	119	25.27%
Justice of the Supreme Court VOTE FOR 1 Yes No				
<b>VOTES= 461</b>				
306	45	0	351	76.14%
102	8	0	110	23.86%
Justice of the Supreme Court VOTE FOR 1 Yes No				

# Precinct Summary Report

Marshall County, Indiana  
 2012 General Election  
 Election Date: 11/6/2012  
 12-GERMAN 2

M- # OF Machine Ballots 565  
 A- # OF Absentee Ballots 84  
 P- # OF Provisional Ballots 0  
 PUBLIC COUNT: 649  
 REGISTERED VOTERS: 1007 64.45%

PRECINCT STATUS: REPORTED

----- VOTES -----

M	A	P	TOTAL	%	
<b>VOTES= 463</b>					<b>Judge - IN Court of Appeals D 3</b>
<b>VOTE FOR 1</b>					
311	41	0	352	76.03%	Yes
97	14	0	111	23.97%	No
<b>VOTES= 430</b>					<b>Judge - IN Court of Appeals D 3</b>
<b>VOTE FOR 1</b>					
291	41	0	332	77.21%	Yes
85	13	0	98	22.79%	No
<b>VOTES= 457</b>					<b>Judge - IN Court of Appeals D 5</b>
<b>VOTE FOR 1</b>					
313	42	0	355	77.68%	Yes
89	13	0	102	22.32%	No

**Straight Party Summary Information**

Democratic Party 23  
 Libertarian Party 0  
 Republican Party 236

MARSHALL COUNTY, IN



# Precinct Summary Report

Marshall County, Indiana  
 2012 General Election  
 Election Date: 11/6/2012  
 13-GERMAN 3

M- # OF Machine Ballots 451  
 A- # OF Absentee Ballots 74  
 P- # OF Provisional Ballots 0  
 PUBLIC COUNT: 525  
 REGISTERED VOTERS: 859 61.12%  
 PRECINCT STATUS: REPORTED

----- VOTES -----				
M	A	P	TOTAL	%
<b>VOTES= 514</b>				
<b>President of the US</b>				
<b>VOTE FOR 1</b>				
298	51	0	349	67.90%
137	21	0	158	30.74%
3	0	0	3	0.58%
4	0	0	4	0.78%
President of the US VOTE FOR 1 Mitt Romney (R) Barack Obama (D) Gary Johnson (L) WRITE-IN				
<b>VOTES= 509</b>				
<b>US Senator</b>				
<b>VOTE FOR 1</b>				
240	44	0	284	55.80%
177	28	0	205	40.28%
19	0	0	19	3.73%
1	0	0	1	0.20%
US Senator VOTE FOR 1 Richard E. Mourdock (R) Joe Donnelly (D) Andrew "Andy" Horning (L) WRITE-IN				
<b>VOTES= 512</b>				
<b>Governor And Lieutenant Governor</b>				
<b>VOTE FOR 1</b>				
272	48	0	320	62.50%
157	25	0	182	35.55%
10	0	0	10	1.95%
0	0	0	0	0.00%
Governor And Lieutenant Governor VOTE FOR 1 Pence-Ellspermann (R) Gregg-Simpson (D) Boneham-Klopfenstein (L) WRITE-IN				
<b>VOTES= 495</b>				
<b>Attorney General</b>				
<b>VOTE FOR 1</b>				
321	53	0	374	75.56%
105	16	0	121	24.44%
Attorney General VOTE FOR 1 Greg Zoeller (R) Kay Fleming (D)				
<b>VOTES= 498</b>				
<b>Superintendent of Public Inst</b>				
<b>VOTE FOR 1</b>				
242	40	0	282	56.63%
186	30	0	216	43.37%
Superintendent of Public Inst VOTE FOR 1 Tony Bennett (R) Glenda Ritz (D)				
<b>VOTES= 509</b>				
<b>United States Rep District 2</b>				
<b>VOTE FOR 1</b>				
265	44	0	309	60.71%
160	27	0	187	36.74%
13	0	0	13	2.55%
0	0	0	0	0.00%
United States Rep District 2 VOTE FOR 1 Jackie Walorski (R) Brendan Mullen (D) Joseph Wayne Ruiz (L) WRITE-IN				
<b>VOTES= 435</b>				
<b>State Senator District 9</b>				
<b>VOTE FOR 1</b>				
376	59	0	435	100.00%
State Senator District 9 VOTE FOR 1 Ryan D. Mishler (R)				
<b>VOTES= 399</b>				
<b>State Representative District 17</b>				
<b>VOTE FOR 1</b>				
340	59	0	399	100.00%
State Representative District 17 VOTE FOR 1 Timothy P. Harman (R)				
<b>VOTES= 438</b>				
<b>Judge of the Sup Court No. 1</b>				
<b>VOTE FOR 1</b>				
378	60	0	438	100.00%
Judge of the Sup Court No. 1 VOTE FOR 1 Robert O. Bowen (R)				

# Precinct Summary Report

Marshall County, Indiana  
 2012 General Election  
 Election Date: 11/6/2012  
 13-GERMAN 3

M- # OF Machine Ballots 451  
 A- # OF Absentee Ballots 74  
 P- # OF Provisional Ballots 0  
 PUBLIC COUNT: 525  
 REGISTERED VOTERS: 859 61.12%

PRECINCT STATUS: REPORTED

----- VOTES -----

M	A	P	TOTAL	%	
<b>VOTES= 416</b>					<b>County Treasurer</b>
<b>VOTE FOR 1</b>					
357	59	0	416	100.00%	Debbie VanDeMark (R)
<b>VOTES= 414</b>					<b>County Coroner</b>
<b>VOTE FOR 1</b>					
354	60	0	414	100.00%	William C. Cleavenger (R)
<b>VOTES= 398</b>					<b>County Surveyor</b>
<b>VOTE FOR 1</b>					
342	56	0	398	100.00%	Larry C. Fisher (R)
<b>VOTES= 392</b>					<b>County Commissioner Dist. 2</b>
<b>VOTE FOR 1</b>					
337	55	0	392	100.00%	Deborah S. Griewank (R)
<b>VOTES= 403</b>					<b>County Commissioner Dist. 3</b>
<b>VOTE FOR 1</b>					
347	56	0	403	100.00%	Kevin G. Overmyer (R)
<b>VOTES= 1,150</b>					<b>County Council At-Large</b>
<b>VOTE FOR 3</b>					
300	48	0	348	30.26%	Rex A. Gilliland (R)
282	47	0	329	28.61%	Steven A. Harper (R)
278	51	0	329	28.61%	Jon E. VanVactor (R)
123	21	0	144	12.52%	Angela Rupchock-Schafer (D)
<b>VOTES= 354</b>					<b>Bremen Public Schools District I</b>
<b>VOTE FOR 1</b>					
304	50	0	354	100.00%	Jill L. Hassel
<b>VOTES= 289</b>					<b>Bremen Public Schools Dist II</b>
<b>VOTE FOR 1</b>					
250	39	0	289	100.00%	Frankie Merritt
<b>VOTES= 333</b>					<b>Bremen Public Schools Dist III</b>
<b>VOTE FOR 1</b>					
289	44	0	333	100.00%	Charles H. Klockow
<b>VOTES= 378</b>					<b>Justice of the Supreme Court</b>
<b>VOTE FOR 1</b>					
246	39	0	285	75.40%	Yes
86	7	0	93	24.60%	No
<b>VOTES= 367</b>					<b>Justice of the Supreme Court</b>
<b>VOTE FOR 1</b>					
252	37	0	289	78.75%	Yes
70	8	0	78	21.25%	No

# Precinct Summary Report

Marshall County, Indiana  
 2012 General Election  
 Election Date: 11/6/2012  
 13-GERMAN 3

M- # OF Machine Ballots 451  
 A- # OF Absentee Ballots 74  
 P- # OF Provisional Ballots 0  
 PUBLIC COUNT: 525  
 REGISTERED VOTERS: 859 61.12%

PRECINCT STATUS: REPORTED

----- VOTES -----

M	A	P	TOTAL	%	
<b>VOTES= 375</b>					<b>Judge - IN Court of Appeals D 3</b>
<b>VOTE FOR 1</b>					
253	40	0	293	78.13%	Yes
76	6	0	82	21.87%	No
<b>VOTES= 361</b>					<b>Judge - IN Court of Appeals D 3</b>
<b>VOTE FOR 1</b>					
252	40	0	292	80.89%	Yes
64	5	0	69	19.11%	No
<b>VOTES= 371</b>					<b>Judge - IN Court of Appeals D 5</b>
<b>VOTE FOR 1</b>					
258	39	0	297	80.05%	Yes
68	6	0	74	19.95%	No

**Straight Party Summary Information**

Democratic Party 37  
 Libertarian Party 0  
 Republican Party 142

MARSHALL COUNTY, IN

# Precinct Summary Report

Marshall County, Indiana  
 2012 General Election  
 Election Date: 11/6/2012  
 14-GERMAN 4

M- # OF Machine Ballots 429  
 A- # OF Absentee Ballots 66  
 P- # OF Provisional Ballots 1  
 PUBLIC COUNT: 496  
 REGISTERED VOTERS: 945 52.49%

PRECINCT STATUS: REPORTED

----- VOTES -----

M	A	P	TOTAL	%	
<b>VOTES= 486</b>					<b>President of the US</b>
<b>VOTE FOR 1</b>					
272	37	0	309	63.58%	MIT Romney (R)
142	28	1	171	35.19%	Barack Obama (D)
2	1	0	3	0.62%	Gary Johnson (L)
3	0	0	3	0.62%	WRITE-IN
<b>VOTES= 478</b>					<b>US Senator</b>
<b>VOTE FOR 1</b>					
211	30	0	241	50.42%	Richard E. Mourdock (R)
178	31	1	210	43.93%	Joe Donnelly (D)
24	3	0	27	5.65%	Andrew "Andy" Horning (L)
0	0	0	0	0.00%	WRITE-IN
<b>VOTES= 484</b>					<b>Governor And Lieutenant Governor</b>
<b>VOTE FOR 1</b>					
247	38	1	286	59.09%	Pence-Ellspermann (R)
159	27	0	186	38.43%	Gregg-Simpson (D)
11	0	0	11	2.27%	Boneham-Klopfenstein (L)
1	0	0	1	0.21%	WRITE-IN
<b>VOTES= 456</b>					<b>Attorney General</b>
<b>VOTE FOR 1</b>					
275	32	0	307	67.32%	Greg Zoeller (R)
120	28	1	149	32.68%	Kay Fleming (D)
<b>VOTES= 471</b>					<b>Superintendent of Public Inst</b>
<b>VOTE FOR 1</b>					
221	31	0	252	53.50%	Tony Bennett (R)
186	32	1	219	46.50%	Glenda Ritz (D)
<b>VOTES= 481</b>					<b>United States Rep District 2</b>
<b>VOTE FOR 1</b>					
223	27	0	250	51.98%	Jackie Walorski (R)
175	33	1	209	43.45%	Brendan Mullen (D)
17	3	0	20	4.16%	Joseph Wayne Ruiz (L)
1	1	0	2	0.42%	WRITE-IN
<b>VOTES= 390</b>					<b>State Senator District 9</b>
<b>VOTE FOR 1</b>					
348	41	1	390	100.00%	Ryan D. Mishler (R)
<b>VOTES= 366</b>					<b>State Representative District 17</b>
<b>VOTE FOR 1</b>					
330	35	1	366	100.00%	Timothy P. Harman (R)
<b>VOTES= 386</b>					<b>Judge of the Sup Court No. 1</b>
<b>VOTE FOR 1</b>					
343	42	1	386	100.00%	Robert O. Bowen (R)

# Precinct Summary Report

Marshall County, Indiana  
 2012 General Election  
 Election Date: 11/6/2012  
 14-GERMAN 4

M- # OF Machine Ballots 429  
 A- # OF Absentee Ballots 66  
 P- # OF Provisional Ballots 1  
 PUBLIC COUNT: 496  
 REGISTERED VOTERS: 945 52.49%

PRECINCT STATUS: REPORTED

----- VOTES -----				
M	A	P	TOTAL	%
<b>VOTES= 369</b>				
<b>County Treasurer</b>				
<b>VOTE FOR 1</b>				
329	39	1	369	100.00%
Debbie VanDeMark (R)				
<b>VOTES= 362</b>				
<b>County Coroner</b>				
<b>VOTE FOR 1</b>				
324	37	1	362	100.00%
William C. Cleavenger (R)				
<b>VOTES= 366</b>				
<b>County Surveyor</b>				
<b>VOTE FOR 1</b>				
328	37	1	366	100.00%
Larry C. Fisher (R)				
<b>VOTES= 361</b>				
<b>County Commissioner Dist. 2</b>				
<b>VOTE FOR 1</b>				
324	36	1	361	100.00%
Deborah S. Griewank (R)				
<b>VOTES= 364</b>				
<b>County Commissioner Dist. 3</b>				
<b>VOTE FOR 1</b>				
326	37	1	364	100.00%
Kevin G. Overmyer (R)				
<b>VOTES= 1,030</b>				
<b>County Council At-Large</b>				
<b>VOTE FOR 3</b>				
261	34	1	296	28.74%
247	35	0	282	27.38%
244	34	1	279	27.09%
140	32	1	173	16.80%
Rex A. Gilliland (R)				
Steven A. Harper (R)				
Jon E. VanVactor (R)				
Angela Rupchock-Schafer (D)				
<b>VOTES= 304</b>				
<b>Bremen Public Schools District I</b>				
<b>VOTE FOR 1</b>				
275	28	1	304	100.00%
Jill L. Hassel				
<b>VOTES= 259</b>				
<b>Bremen Public Schools Dist II</b>				
<b>VOTE FOR 1</b>				
234	24	1	259	100.00%
Frankie Merritt				
<b>VOTES= 302</b>				
<b>Bremen Public Schools Dist III</b>				
<b>VOTE FOR 1</b>				
277	24	1	302	100.00%
Charles H. Klockow				
<b>VOTES= 348</b>				
<b>Justice of the Supreme Court</b>				
<b>VOTE FOR 1</b>				
234	20	1	255	73.28%
85	8	0	93	26.72%
Yes				
No				
<b>VOTES= 337</b>				
<b>Justice of the Supreme Court</b>				
<b>VOTE FOR 1</b>				
234	21	1	256	75.96%
75	6	0	81	24.04%
Yes				
No				

# Precinct Summary Report

Marshall County, Indiana  
 2012 General Election  
 Election Date: 11/6/2012  
 14-GERMAN 4

M- # OF Machine Ballots 429  
 A- # OF Absentee Ballots 66  
 P- # OF Provisional Ballots 1  
 PUBLIC COUNT: 496  
 REGISTERED VOTERS: 945 52.49%

PRECINCT STATUS: REPORTED

----- VOTES -----

M	A	P	TOTAL	%	
VOTES= 342					Judge - IN Court of Appeals D 3
VOTE FOR 1					Yes
248	21	1	270	78.95%	No
64	8	0	72	21.05%	
VOTES= 326					Judge - IN Court of Appeals D 3
VOTE FOR 1					Yes
235	19	1	255	78.22%	No
65	6	0	71	21.78%	
VOTES= 335					Judge - IN Court of Appeals D 5
VOTE FOR 1					Yes
242	21	1	264	78.81%	No
64	7	0	71	21.19%	

**Straight Party Summary Information**

Democratic Party 50  
 Libertarian Party 0  
 Republican Party 143

MARSHALL COUNTY, IN

# Precinct Summary Report

Marshall County, Indiana  
 2012 General Election  
 Election Date: 11/6/2012  
 15-GERMAN 5

M- # OF Machine Ballots 520  
 A- # OF Absentee Ballots 77  
 P- # OF Provisional Ballots 0  
 PUBLIC COUNT: 597  
 REGISTERED VOTERS: 1085 55.02%

PRECINCT STATUS: REPORTED

----- VOTES -----

M	A	P	TOTAL	%	
<b>VOTES= 587</b>					<b>President of the US</b>
<b>VOTE FOR 1</b>					
331	41	0	372	63.37%	MIT Romney (R)
174	31	0	205	34.92%	Barack Obama (D)
6	1	0	7	1.19%	Gary Johnson (I)
0	3	0	3	0.51%	WRITE-IN
<b>VOTES= 585</b>					<b>US Senator</b>
<b>VOTE FOR 1</b>					
282	38	0	320	54.70%	Richard E. Mourdock (R)
211	33	0	244	41.71%	Joe Donnelly (D)
17	3	0	20	3.42%	Andrew "Andy" Horning (L)
0	1	0	1	0.17%	WRITE-IN
<b>VOTES= 578</b>					<b>Governor And Lieutenant Governor</b>
<b>VOTE FOR 1</b>					
302	42	0	344	59.52%	Pence-Ellspermann (R)
184	28	0	212	36.68%	Gregg-Simpson (D)
19	3	0	22	3.81%	Boneham-Klopfenstein (L)
0	0	0	0	0.00%	WRITE-IN
<b>VOTES= 554</b>					<b>Attorney General</b>
<b>VOTE FOR 1</b>					
334	41	0	375	67.69%	Greg Zoeller (R)
152	27	0	179	32.31%	Kay Fleming (D)
<b>VOTES= 558</b>					<b>Superintendent of Public Inst</b>
<b>VOTE FOR 1</b>					
271	41	0	312	55.91%	Tony Bennett (R)
222	24	0	246	44.09%	Glenda Ritz (D)
<b>VOTES= 581</b>					<b>United States Rep District 2</b>
<b>VOTE FOR 1</b>					
288	38	0	326	56.11%	Jackie Walorski (R)
207	36	0	243	41.82%	Brendan Mullen (D)
11	1	0	12	2.07%	Joseph Wayne Ruiz (L)
0	0	0	0	0.00%	WRITE-IN
<b>VOTES= 458</b>					<b>State Senator District 9</b>
<b>VOTE FOR 1</b>					
410	48	0	458	100.00%	Ryan D. Mishler (R)
<b>VOTES= 425</b>					<b>State Representative District 17</b>
<b>VOTE FOR 1</b>					
386	39	0	425	100.00%	Timothy P. Harman (R)
<b>VOTES= 468</b>					<b>Judge of the Sup Court No. 1</b>
<b>VOTE FOR 1</b>					
421	47	0	468	100.00%	Robert O. Bowen (R)

# Precinct Summary Report

Marshall County, Indiana  
 2012 General Election  
 Election Date: 11/6/2012  
 15-GERMAN 5

M- # OF Machine Ballots 520  
 A- # OF Absentee Ballots 77  
 P- # OF Provisional Ballots 0  
 PUBLIC COUNT: 597  
 REGISTERED VOTERS: 1085 55.02%

PRECINCT STATUS: REPORTED

----- VOTES -----

M	A	P	TOTAL	%	
<b>VOTES= 438</b>					<b>County Treasurer</b>
<b>VOTE FOR 1</b>					
399	39	0	438	100.00%	Debbie VanDeMark (R)
<b>VOTES= 424</b>					<b>County Coroner</b>
<b>VOTE FOR 1</b>					
386	38	0	424	100.00%	William C. Cleavenger (R)
<b>VOTES= 419</b>					<b>County Surveyor</b>
<b>VOTE FOR 1</b>					
382	37	0	419	100.00%	Larry C. Fisher (R)
<b>VOTES= 407</b>					<b>County Commissioner Dist. 2</b>
<b>VOTE FOR 1</b>					
375	32	0	407	100.00%	Deborah S. Griewank (R)
<b>VOTES= 418</b>					<b>County Commissioner Dist. 3</b>
<b>VOTE FOR 1</b>					
383	35	0	418	100.00%	Kevin G. Overmyer (R)
<b>VOTES= 1,220</b>					<b>County Council At-Large</b>
<b>VOTE FOR 3</b>					
311	31	0	342	28.03%	Rex A. Gilliland (R)
309	37	0	346	28.36%	Steven A. Harper (R)
296	36	0	332	27.21%	Jon E. VanVactor (R)
168	32	0	200	16.39%	Angela Rupchock-Schafer (D)
<b>VOTES= 382</b>					<b>Bremen Public Schools District I</b>
<b>VOTE FOR 1</b>					
351	31	0	382	100.00%	Jill L. Hassel
<b>VOTES= 310</b>					<b>Bremen Public Schools Dist II</b>
<b>VOTE FOR 1</b>					
285	25	0	310	100.00%	Frankie Merritt
<b>VOTES= 369</b>					<b>Bremen Public Schools Dist III</b>
<b>VOTE FOR 1</b>					
345	24	0	369	100.00%	Charles H. Klockow
<b>VOTES= 437</b>					<b>Justice of the Supreme Court</b>
<b>VOTE FOR 1</b>					
302	29	0	331	75.74%	Yes
96	10	0	106	24.26%	No
<b>VOTES= 432</b>					<b>Justice of the Supreme Court</b>
<b>VOTE FOR 1</b>					
304	29	0	333	77.08%	Yes
90	9	0	99	22.92%	No



# Precinct Summary Report

Marshall County, Indiana  
 2012 General Election  
 Election Date: 11/6/2012  
 15-GERMAN 5

M- # OF Machine Ballots 520  
 A- # OF Absentee Ballots 77  
 P- # OF Provisional Ballots 0  
 PUBLIC COUNT: 597  
 REGISTERED VOTERS: 1085 55.02%  
 PRECINCT STATUS: REPORTED

----- VOTES -----

M	A	P	TOTAL	%	
<b>VOTES= 427</b>					<b>Judge - IN Court of Appeals D 3</b>
<b>VOTE FOR 1</b>					
310	30	0	340	79.63%	Yes
82	5	0	87	20.37%	No
<b>VOTES= 413</b>					<b>Judge - IN Court of Appeals D 3</b>
<b>VOTE FOR 1</b>					
303	29	0	332	80.39%	Yes
76	5	0	81	19.61%	No
<b>VOTES= 430</b>					<b>Judge - IN Court of Appeals D 5</b>
<b>VOTE FOR 1</b>					
305	27	0	332	77.21%	Yes
89	9	0	98	22.79%	No

**Straight Party Summary Information**

Democratic Party 73  
 Libertarian Party 1  
 Republican Party 463

MARSHALL COUNTY, IN

# Precinct Summary Report

Marshall County, Indiana  
 2012 General Election  
 Election Date: 11/6/2012  
 16-GREEN

M- # OF Machine Ballots 396  
 A- # OF Absentee Ballots 61  
 P- # OF Provisional Ballots 0  
 PUBLIC COUNT: 457  
 REGISTERED VOTERS: 701 65.19%  
 PRECINCT STATUS: REPORTED

----- VOTES -----				
M	A	P	TOTAL	%
<b>VOTES= 447</b>				
<b>President of the US</b>				
<b>VOTE FOR 1</b>				
232	42	0	274	61.30%
145	18	0	163	36.47%
10	0	0	10	2.24%
0	0	0	0	0.00%
MIT Romney (R) Barack Obama (D) Gary Johnson (L) WRITE-IN				
<b>VOTES= 447</b>				
<b>US Senator</b>				
<b>VOTE FOR 1</b>				
177	32	0	209	46.76%
188	24	0	212	47.43%
21	5	0	26	5.82%
0	0	0	0	0.00%
Richard E. Mourdock (R) Joe Donnelly (D) Andrew "Andy" Horning (L) WRITE-IN				
<b>VOTES= 448</b>				
<b>Governor And Lieutenant Governor</b>				
<b>VOTE FOR 1</b>				
186	38	0	224	50.00%
185	20	0	205	45.76%
16	3	0	19	4.24%
0	0	0	0	0.00%
Pence-Ellspermann (R) Gregg-Simpson (D) Boneham-Klopfenstein (L) WRITE-IN				
<b>VOTES= 432</b>				
<b>Attorney General</b>				
<b>VOTE FOR 1</b>				
240	42	0	282	65.28%
131	19	0	150	34.72%
Greg Zoeller (R) Kay Fleming (D)				
<b>VOTES= 438</b>				
<b>Superintendent of Public Inst</b>				
<b>VOTE FOR 1</b>				
191	37	0	228	52.05%
186	24	0	210	47.95%
Tony Bennett (R) Glenda Ritz (D)				
<b>VOTES= 445</b>				
<b>United States Rep District 2</b>				
<b>VOTE FOR 1</b>				
199	38	0	237	53.26%
167	23	0	190	42.70%
18	0	0	18	4.04%
0	0	0	0	0.00%
Jackie Walorski (R) Brendan Mullen (D) Joseph Wayne Ruiz (L) WRITE-IN				
<b>VOTES= 322</b>				
<b>State Senator District 18</b>				
<b>VOTE FOR 1</b>				
276	46	0	322	100.00%
Randall Head (R)				
<b>VOTES= 347</b>				
<b>State Representative District 17</b>				
<b>VOTE FOR 1</b>				
298	49	0	347	100.00%
Timothy P. Harman (R)				
<b>VOTES= 350</b>				
<b>Judge of the Sup Court No. 1</b>				
<b>VOTE FOR 1</b>				
300	50	0	350	100.00%
Robert O. Bowen (R)				

# Precinct Summary Report

Marshall County, Indiana  
 2012 General Election  
 Election Date: 11/6/2012  
 16-GREEN

M- # OF Machine Ballots 396  
 A- # OF Absentee Ballots 61  
 P- # OF Provisional Ballots 0  
 PUBLIC COUNT: 457  
 REGISTERED VOTERS: 701 65.19%

PRECINCT STATUS: REPORTED

----- VOTES -----					
M	A	P	TOTAL	%	
<b>VOTES= 342</b>					
<b>County Treasurer</b>					
<b>VOTE FOR 1</b>					
294	48	0	342	100.00%	Debbie VanDeMark (R)
<b>VOTES= 354</b>					
<b>County Coroner</b>					
<b>VOTE FOR 1</b>					
304	50	0	354	100.00%	William C. Cleavenger (R)
<b>VOTES= 346</b>					
<b>County Surveyor</b>					
<b>VOTE FOR 1</b>					
297	49	0	346	100.00%	Larry C. Fisher (R)
<b>VOTES= 331</b>					
<b>County Commissioner Dist. 2</b>					
<b>VOTE FOR 1</b>					
285	46	0	331	100.00%	Deborah S. Griewank (R)
<b>VOTES= 340</b>					
<b>County Commissioner Dist. 3</b>					
<b>VOTE FOR 1</b>					
293	47	0	340	100.00%	Kevin G. Overmyer (R)
<b>VOTES= 1,026</b>					
<b>County Council At-Large</b>					
<b>VOTE FOR 3</b>					
250	42	0	292	28.46%	Rex A. Gilliland (R)
226	41	0	267	26.02%	Steven A. Harper (R)
240	41	0	281	27.39%	Jon E. VanVactor (R)
163	23	0	186	18.13%	Angela Rupchock-Schafer (D)
<b>VOTES= 360</b>					
<b>Justice of the Supreme Court</b>					
<b>VOTE FOR 1</b>					
208	29	0	237	65.83%	Yes
107	16	0	123	34.17%	No
<b>VOTES= 353</b>					
<b>Justice of the Supreme Court</b>					
<b>VOTE FOR 1</b>					
201	32	0	233	66.01%	Yes
107	19	0	120	33.99%	No
<b>VOTES= 359</b>					
<b>Judge - IN Court of Appeals D 3</b>					
<b>VOTE FOR 1</b>					
205	33	0	238	66.30%	Yes
109	12	0	121	33.70%	No
<b>VOTES= 354</b>					
<b>Judge - IN Court of Appeals D 3</b>					
<b>VOTE FOR 1</b>					
215	31	0	246	69.49%	Yes
95	13	0	108	30.51%	No

# Precinct Summary Report

Marshall County, Indiana  
2012 General Election  
Election Date: 11/6/2012  
16-GREEN

M- # OF Machine Ballots 396  
A- # OF Absentee Ballots 61  
P- # OF Provisional Ballots 0  
PUBLIC COUNT: 457  
REGISTERED VOTERS: 701 65.19%

PRECINCT STATUS: REPORTED

----- VOTES -----

M	A	P	TOTAL	%	
VOTES= 366					Judge - IN Court of Appeals D 5
					VOTE FOR 1
217	30	0	247	67.49%	Yes
103	16	0	119	32.51%	No

**Straight Party Summary Information**

Democratic Party 48  
Libertarian Party 0  
Republican Party 109

MARSHALL COUNTY, IN

# Precinct Summary Report

Marshall County, Indiana  
 2012 General Election  
 Election Date: 11/6/2012  
 17-NORTH 1

M- # OF Machine Ballots 458  
 A- # OF Absentee Ballots 119  
 P- # OF Provisional Ballots 0  
 PUBLIC COUNT: 577  
 REGISTERED VOTERS: 1025 56.29%  
 PRECINCT STATUS: REPORTED

----- VOTES -----				
M	A	P	TOTAL	%
<b>VOTES= 562</b>				
<b>President of the US</b>				
<b>VOTE FOR 1</b>				
297	78	0	375	66.73%
138	36	0	174	30.96%
8	3	0	11	1.96%
2	0	0	2	0.36%
M- Romney (R) B- Barack Obama (D) G- Gary Johnson (L) W- WRITE-IN				
<b>VOTES= 560</b>				
<b>US Senator</b>				
<b>VOTE FOR 1</b>				
226	64	0	290	51.79%
195	44	0	239	42.68%
23	8	0	31	5.54%
0	0	0	0	0.00%
R- Richard E. Mourdock (R) D- Joe Donnelly (D) L- Andrew "Andy" Horning (L) W- WRITE-IN				
<b>VOTES= 560</b>				
<b>Governor And Lieutenant Governor</b>				
<b>VOTE FOR 1</b>				
233	66	0	299	53.39%
193	47	0	240	42.86%
19	2	0	21	3.75%
0	0	0	0	0.00%
P- Pence-Ellspermann (R) S- Gregg-Simpson (D) K- Boneham-Klopfenstein (L) W- WRITE-IN				
<b>VOTES= 522</b>				
<b>Attorney General</b>				
<b>VOTE FOR 1</b>				
273	69	0	342	65.52%
139	41	0	180	34.48%
Z- Greg Zoeller (R) F- Kay Fleming (D)				
<b>VOTES= 540</b>				
<b>Superintendent of Public Inst</b>				
<b>VOTE FOR 1</b>				
221	62	0	283	52.41%
206	51	0	257	47.59%
B- Tony Bennett (R) R- Glenda Ritz (D)				
<b>VOTES= 559</b>				
<b>United States Rep District 2</b>				
<b>VOTE FOR 1</b>				
242	68	0	310	55.46%
179	45	0	224	40.07%
22	3	0	25	4.47%
0	0	0	0	0.00%
W- Jackie Walorski (R) M- Brendan Mullen (D) R- Joseph Wayne Ruiz (L) W- WRITE-IN				
<b>VOTES= 409</b>				
<b>State Senator District 9</b>				
<b>VOTE FOR 1</b>				
321	88	0	409	100.00%
M- Ryan D. Mishler (R)				
<b>VOTES= 392</b>				
<b>State Representative District 17</b>				
<b>VOTE FOR 1</b>				
306	86	0	392	100.00%
H- Timothy P. Harman (R)				
<b>VOTES= 412</b>				
<b>Judge of the Sup Court No. 1</b>				
<b>VOTE FOR 1</b>				
324	88	0	412	100.00%
B- Robert O. Bowen (R)				

# Precinct Summary Report

Marshall County, Indiana  
 2012 General Election  
 Election Date: 11/6/2012  
 17-NORTH 1

M- # OF Machine Ballots 458  
 A- # OF Absentee Ballots 119  
 P- # OF Provisional Ballots 0  
 PUBLIC COUNT: 577  
 REGISTERED VOTERS: 1025 56.29%

PRECINCT STATUS: REPORTED

----- VOTES -----				
M	A	P	TOTAL	%
<b>VOTES= 402</b>				
County Treasurer				
VOTE FOR 1				
315	87	0	402	100.00%
Debbie VanDeMark (R)				
<b>VOTES= 395</b>				
County Coroner				
VOTE FOR 1				
311	84	0	395	100.00%
William C. Cleavenger (R)				
<b>VOTES= 395</b>				
County Surveyor				
VOTE FOR 1				
305	90	0	395	100.00%
Larry C. Fisher (R)				
<b>VOTES= 378</b>				
County Commissioner Dist. 2				
VOTE FOR 1				
293	85	0	378	100.00%
Deborah S. Griewank (R)				
<b>VOTES= 390</b>				
County Commissioner Dist. 3				
VOTE FOR 1				
306	84	0	390	100.00%
Kevin G. Overmyer (R)				
<b>VOTES= 1,131</b>				
County Council At-Large				
VOTE FOR 3				
230	71	0	301	26.61%
246	69	0	345	27.85%
229	71	0	300	26.53%
167	48	0	215	19.01%
Angela Rupchock-Schafer (D)				
<b>VOTES= 431</b>				
Union-North Schl At Lg				
VOTE FOR 1				
122	33	0	155	35.96%
223	53	0	276	64.04%
Daniel O. Zeiger				
<b>VOTES= 478</b>				
Union-North Schl North Twp				
VOTE FOR 1				
217	47	0	264	55.23%
168	46	0	214	44.77%
Thomas Kevin Smith				
<b>VOTES= 473</b>				
Union-North Schl Union				
VOTE FOR 1				
230	46	0	276	58.35%
151	46	0	197	41.65%
David Grenert				
<b>VOTES= 420</b>				
Justice of the Supreme Court				
VOTE FOR 1				
232	53	0	285	67.86%
109	26	0	135	32.14%
Yes				
No				

# Precinct Summary Report

Marshall County, Indiana  
 2012 General Election  
 Election Date: 11/6/2012  
 17-NORTH 1

M- # OF Machine Ballots 458  
 A- # OF Absentee Ballots 119  
 P- # OF Provisional Ballots 0  
 PUBLIC COUNT: 577  
 REGISTERED VOTERS: 1025 56.29%

PRECINCT STATUS: REPORTED

----- VOTES -----

M	A	P	TOTAL	%	
<b>VOTES= 406</b>					
<b>Justice of the Supreme Court</b>					
<b>VOTE FOR 1</b>					
223	48	0	271	66.75%	Yes
109	26	0	135	33.25%	No
<b>VOTES= 418</b>					
<b>Judge - IN Court of Appeals D 3</b>					
<b>VOTE FOR 1</b>					
238	57	0	295	70.57%	Yes
103	20	0	123	29.43%	No
<b>VOTES= 406</b>					
<b>Judge - IN Court of Appeals D 3</b>					
<b>VOTE FOR 1</b>					
239	55	0	294	72.41%	Yes
90	22	0	112	27.59%	No
<b>VOTES= 414</b>					
<b>Judge - IN Court of Appeals D 5</b>					
<b>VOTE FOR 1</b>					
231	57	0	288	69.57%	Yes
104	22	0	126	30.43%	No

**Straight Party Summary Information**

Democratic Party 69  
 Libertarian Party 4  
 Republican Party 130

# Precinct Summary Report

Marshall County, Indiana  
 2012 General Election  
 Election Date: 11/6/2012  
 18-NORTH 2

M- # OF Machine Ballots 393  
 A- # OF Absentee Ballots 101  
 P- # OF Provisional Ballots 0  
 PUBLIC COUNT: 494  
 REGISTERED VOTERS: 803 61.52%

PRECINCT STATUS: REPORTED

----- VOTES -----

M	A	P	TOTAL	%	
<b>VOTES= 483</b>					<b>President of the US</b>
<b>VOTE FOR 1</b>					
246	70	0	316	65.42%	<b>MITT ROMNEY (R)</b>
125	31	0	156	32.30%	<b>BARACK OBAMA (D)</b>
11	0	0	11	2.28%	<b>GARY JOHNSON (L)</b>
0	0	0	0	0.00%	<b>WRITE-IN</b>
<b>VOTES= 476</b>					<b>US Senator</b>
<b>VOTE FOR 1</b>					
175	57	0	232	48.74%	<b>RICHARD E. MOURDOCK (R)</b>
181	42	0	223	46.85%	<b>JOE DONNELLY (D)</b>
19	2	0	21	4.41%	<b>ANDREW "ANDY" HORNING (L)</b>
0	0	0	0	0.00%	<b>WRITE-IN</b>
<b>VOTES= 476</b>					<b>Governor And Lieutenant Governor</b>
<b>VOTE FOR 1</b>					
196	57	0	253	53.15%	<b>PENCE-ELLSPERMANN (R)</b>
161	42	0	203	42.65%	<b>GREGG-SIMPSON (D)</b>
19	1	0	20	4.20%	<b>BONEHAM-KLOPFENSTEIN (L)</b>
0	0	0	0	0.00%	<b>WRITE-IN</b>
<b>VOTES= 460</b>					<b>Attorney General</b>
<b>VOTE FOR 1</b>					
232	68	0	300	65.22%	<b>GREG ZOELLER (R)</b>
129	31	0	160	34.78%	<b>KAY FLEMING (D)</b>
<b>VOTES= 466</b>					<b>Superintendent of Public Inst</b>
<b>VOTE FOR 1</b>					
185	60	0	245	52.58%	<b>TONY BENNETT (R)</b>
183	38	0	221	47.42%	<b>GLENDA RITZ (D)</b>
<b>VOTES= 480</b>					<b>United States Rep District 2</b>
<b>VOTE FOR 1</b>					
200	62	0	262	54.58%	<b>JACKIE WALORSKI (R)</b>
167	34	0	201	41.88%	<b>BRENDAN MULLEN (D)</b>
13	4	0	17	3.54%	<b>JOSEPH WAYNE RUIZ (L)</b>
0	0	0	0	0.00%	<b>WRITE-IN</b>
<b>VOTES= 374</b>					<b>State Senator District 9</b>
<b>VOTE FOR 1</b>					
299	75	0	374	100.00%	<b>RYAN D. MISHLER (R)</b>
<b>VOTES= 357</b>					<b>State Representative District 17</b>
<b>VOTE FOR 1</b>					
284	73	0	357	100.00%	<b>TIMOTHY P. HARMAN (R)</b>
<b>VOTES= 383</b>					<b>Judge of the Sup Court No. 1</b>
<b>VOTE FOR 1</b>					
303	80	0	383	100.00%	<b>ROBERT O. BOWEN (R)</b>



# Precinct Summary Report

Marshall County, Indiana  
 2012 General Election  
 Election Date: 11/6/2012  
 18-NORTH 2

M- # OF Machine Ballots 393  
 A- # OF Absentee Ballots 101  
 P- # OF Provisional Ballots 0  
 PUBLIC COUNT: 494  
 REGISTERED VOTERS: 803 61.52%

PRECINCT STATUS: REPORTED

----- VOTES -----				
M	A	P	TOTAL	%
<b>VOTES= 367</b>				
<b>County Treasurer</b>				
<b>VOTE FOR 1</b>				
290	77	0	367	100.00%
Debbie VanDeMark (R)				
<b>VOTES= 362</b>				
<b>County Coroner</b>				
<b>VOTE FOR 1</b>				
282	80	0	362	100.00%
William C. Cleavenger (R)				
<b>VOTES= 358</b>				
<b>County Surveyor</b>				
<b>VOTE FOR 1</b>				
284	74	0	358	100.00%
Larry C. Fisher (R)				
<b>VOTES= 348</b>				
<b>County Commissioner Dist. 2</b>				
<b>VOTE FOR 1</b>				
275	73	0	348	100.00%
Deborah S. Griewank (R)				
<b>VOTES= 352</b>				
<b>County Commissioner Dist. 3</b>				
<b>VOTE FOR 1</b>				
275	77	0	352	100.00%
Kevin G. Overmyer (R)				
<b>VOTES= 1,011</b>				
<b>County Council At-Large</b>				
<b>VOTE FOR 3</b>				
217	68	0	285	28.19%
205	60	0	265	26.21%
215	60	0	275	27.20%
148	38	0	186	18.40%
Rex A. Gilliland (R)				
Steven A. Harper (R)				
Jon E. VanVactor (R)				
Angela Rupchock-Schafer (D)				
<b>VOTES= 359</b>				
<b>Union-North Schl At Lg</b>				
<b>VOTE FOR 1</b>				
106	23	0	129	35.93%
192	38	0	230	64.07%
George Moffett				
Daniel O. Zeiger				
<b>VOTES= 381</b>				
<b>Union-North Schl North Twp</b>				
<b>VOTE FOR 1</b>				
175	41	0	216	56.69%
141	24	0	165	43.31%
Kenneth A. Moore				
Thomas Kevin Smith				
<b>VOTES= 386</b>				
<b>Union-North Schl Union</b>				
<b>VOTE FOR 1</b>				
160	38	0	198	51.30%
159	29	0	188	48.70%
Mark Dickson				
David Grenert				
<b>VOTES= 115</b>				
<b>Lake of the Woods Sewer Board</b>				
<b>VOTE FOR 2</b>				
39	20	0	59	51.30%
34	22	0	56	48.70%
Sally Pittman				
Marjorie Rupert				

# Precinct Summary Report

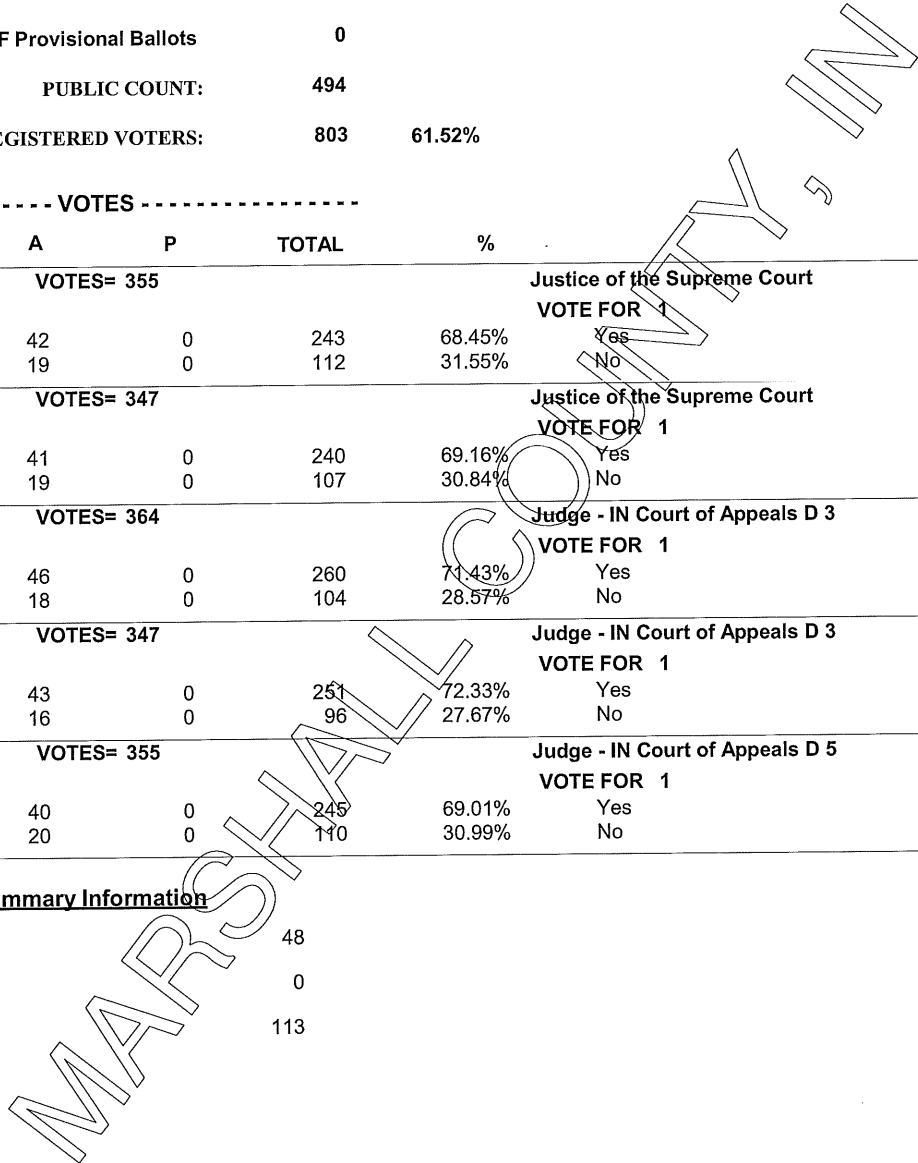
Marshall County, Indiana  
 2012 General Election  
 Election Date: 11/6/2012  
 18-NORTH 2

M- # OF Machine Ballots 393  
 A- # OF Absentee Ballots 101  
 P- # OF Provisional Ballots 0  
 PUBLIC COUNT: 494  
 REGISTERED VOTERS: 803 61.52%  
 PRECINCT STATUS: REPORTED

----- VOTES -----					
M	A	P	TOTAL	%	
<b>VOTES= 355</b>					
<b>Justice of the Supreme Court</b>					
<b>VOTE FOR 1</b>					
201	42	0	243	68.45%	Yes
93	19	0	112	31.55%	No
<b>VOTES= 347</b>					
<b>Justice of the Supreme Court</b>					
<b>VOTE FOR 1</b>					
199	41	0	240	69.16%	Yes
88	19	0	107	30.84%	No
<b>VOTES= 364</b>					
<b>Judge - IN Court of Appeals D 3</b>					
<b>VOTE FOR 1</b>					
214	46	0	260	71.43%	Yes
86	18	0	104	28.57%	No
<b>VOTES= 347</b>					
<b>Judge - IN Court of Appeals D 3</b>					
<b>VOTE FOR 1</b>					
208	43	0	251	72.33%	Yes
80	16	0	96	27.67%	No
<b>VOTES= 355</b>					
<b>Judge - IN Court of Appeals D 5</b>					
<b>VOTE FOR 1</b>					
205	40	0	245	69.01%	Yes
90	20	0	110	30.99%	No

**Straight Party Summary Information**

Democratic Party 48  
 Libertarian Party 0  
 Republican Party 113



# Precinct Summary Report

Marshall County, Indiana  
 2012 General Election  
 Election Date: 11/6/2012  
 19-NORTH 3

M- # OF Machine Ballots 308  
 A- # OF Absentee Ballots 173  
 P- # OF Provisional Ballots 0  
 PUBLIC COUNT: 481  
 REGISTERED VOTERS: 743 64.74%

PRECINCT STATUS: REPORTED

----- VOTES -----				
M	A	P	TOTAL	%
<b>VOTES= 471</b>				
<b>President of the US</b>				
<b>VOTE FOR 1</b>				
191	103	0	294	62.42%
93	65	0	158	33.55%
12	3	0	15	3.18%
4	0	0	4	0.85%
M I T R O M A R S H A L L C O U N T Y I N D I A N A				
<b>VOTES= 472</b>				
<b>US Senator</b>				
<b>VOTE FOR 1</b>				
158	85	0	243	51.48%
114	80	0	194	41.10%
27	8	0	35	7.42%
0	0	0	0	0.00%
<b>VOTES= 465</b>				
<b>Governor And Lieutenant Governor</b>				
<b>VOTE FOR 1</b>				
170	97	0	267	57.42%
107	68	0	175	37.63%
19	4	0	23	4.95%
0	0	0	0	0.00%
<b>VOTES= 459</b>				
<b>Attorney General</b>				
<b>VOTE FOR 1</b>				
198	99	0	297	64.71%
92	70	0	162	35.29%
<b>VOTES= 461</b>				
<b>Superintendent of Public Inst</b>				
<b>VOTE FOR 1</b>				
177	97	0	274	59.44%
117	70	0	187	40.56%
<b>VOTES= 472</b>				
<b>United States Rep District 2</b>				
<b>VOTE FOR 1</b>				
162	91	0	253	53.60%
115	74	0	189	40.04%
24	6	0	30	6.36%
0	0	0	0	0.00%
<b>VOTES= 361</b>				
<b>State Senator District 9</b>				
<b>VOTE FOR 1</b>				
238	123	0	361	100.00%
<b>VOTES= 353</b>				
<b>State Representative District 17</b>				
<b>VOTE FOR 1</b>				
228	125	0	353	100.00%
<b>VOTES= 368</b>				
<b>Judge of the Sup Court No. 1</b>				
<b>VOTE FOR 1</b>				
237	131	0	368	100.00%

# Precinct Summary Report

Marshall County, Indiana  
 2012 General Election  
 Election Date: 11/6/2012  
 19-NORTH 3

M- # OF Machine Ballots 308  
 A- # OF Absentee Ballots 173  
 P- # OF Provisional Ballots 0  
 PUBLIC COUNT: 481  
 REGISTERED VOTERS: 743 64.74%

PRECINCT STATUS: REPORTED

----- VOTES -----

M	A	P	TOTAL	%	
<b>VOTES= 364</b>					<b>County Treasurer</b>
<b>VOTE FOR 1</b>					
235	129	0	364	100.00%	Debbie VanDeMark (R)
<b>VOTES= 368</b>					<b>County Coroner</b>
<b>VOTE FOR 1</b>					
243	125	0	368	100.00%	William C. Cleavenger (R)
<b>VOTES= 356</b>					<b>County Surveyor</b>
<b>VOTE FOR 1</b>					
231	125	0	356	100.00%	Larry C. Fisher (R)
<b>VOTES= 358</b>					<b>County Commissioner Dist. 2</b>
<b>VOTE FOR 1</b>					
231	127	0	358	100.00%	Deborah S. Griewank (R)
<b>VOTES= 353</b>					<b>County Commissioner Dist. 3</b>
<b>VOTE FOR 1</b>					
229	124	0	353	100.00%	Kevin G. Overmyer (R)
<b>VOTES= 1,040</b>					<b>County Council At-Large</b>
<b>VOTE FOR 3</b>					
184	100	0	284	27.31%	Rex A. Gilliland (R)
185	95	0	280	26.92%	Steven A. Harper (R)
185	100	0	285	27.40%	Jon E. VanVactor (R)
114	77	0	191	18.37%	Angela Rupchock-Schafer (D)
<b>VOTES= 344</b>					<b>Union-North Schl At Lg</b>
<b>VOTE FOR 1</b>					
86	44	0	130	37.79%	George Moffett
152	62	0	214	62.21%	Daniel O. Zeiger
<b>VOTES= 371</b>					<b>Union-North Schl North Twp</b>
<b>VOTE FOR 1</b>					
136	74	0	210	56.60%	Kenneth A. Moore
114	47	0	161	43.40%	Thomas Kevin Smith
<b>VOTES= 375</b>					<b>Union-North Schl Union</b>
<b>VOTE FOR 1</b>					
125	57	0	182	48.53%	Mark Dickson
129	64	0	193	51.47%	David Grenert
<b>VOTES= 368</b>					<b>Justice of the Supreme Court</b>
<b>VOTE FOR 1</b>					
161	72	0	233	63.32%	Yes
89	46	0	135	36.68%	No

# Precinct Summary Report

Marshall County, Indiana  
 2012 General Election  
 Election Date: 11/6/2012  
 19-NORTH 3

M- # OF Machine Ballots 308  
 A- # OF Absentee Ballots 173  
 P- # OF Provisional Ballots 0  
 PUBLIC COUNT: 481  
 REGISTERED VOTERS: 743 64.74%

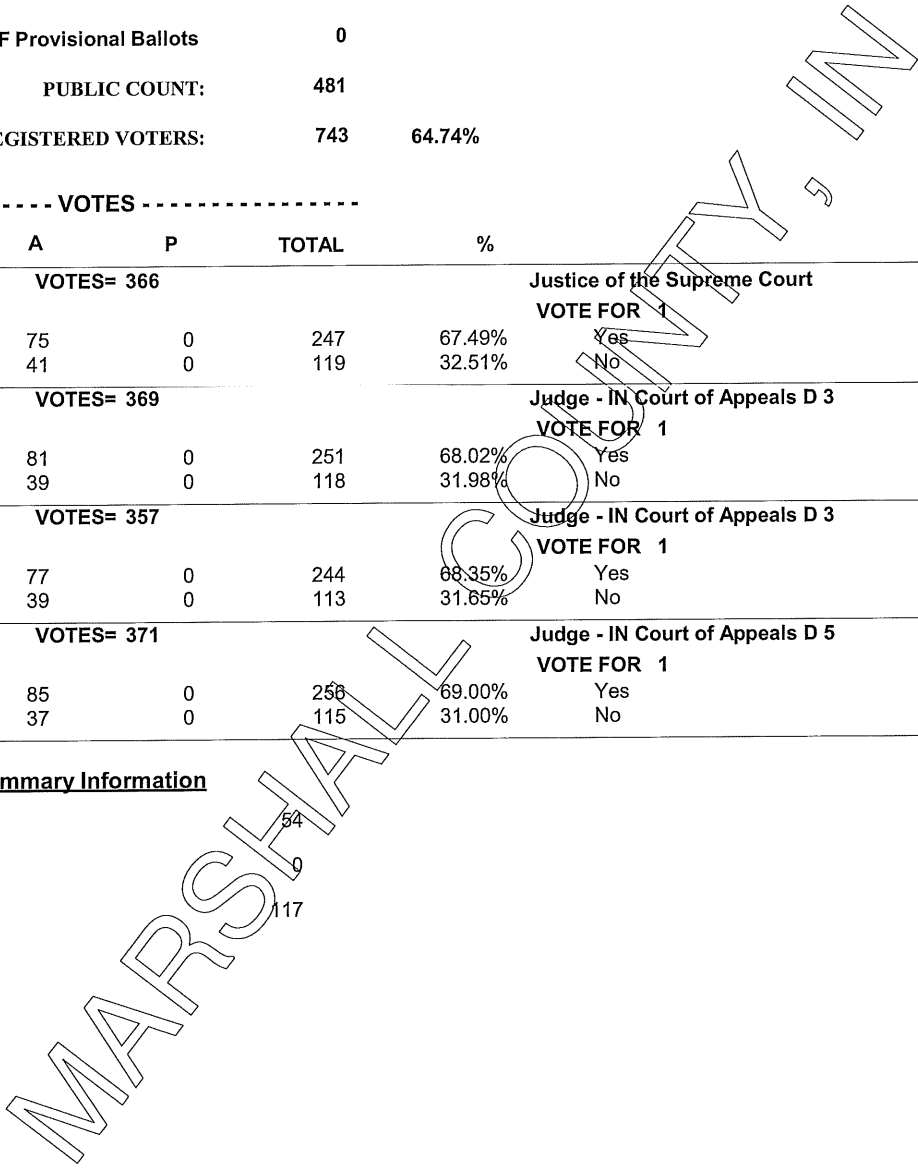
PRECINCT STATUS: REPORTED

----- VOTES -----

M	A	P	TOTAL	%	
<b>VOTES= 366</b>					<b>Justice of the Supreme Court</b>
<b>VOTE FOR 1</b>					
172	75	0	247	67.49%	Yes
78	41	0	119	32.51%	No
<b>VOTES= 369</b>					<b>Judge - IN Court of Appeals D 3</b>
<b>VOTE FOR 1</b>					
170	81	0	251	68.02%	Yes
79	39	0	118	31.98%	No
<b>VOTES= 357</b>					<b>Judge - IN Court of Appeals D 3</b>
<b>VOTE FOR 1</b>					
167	77	0	244	68.35%	Yes
74	39	0	113	31.65%	No
<b>VOTES= 371</b>					<b>Judge - IN Court of Appeals D 5</b>
<b>VOTE FOR 1</b>					
171	85	0	256	69.00%	Yes
78	37	0	115	31.00%	No

**Straight Party Summary Information**

Democratic Party 54  
 Libertarian Party 9  
 Republican Party 117



# Precinct Summary Report

Marshall County, Indiana  
 2012 General Election  
 Election Date: 11/6/2012  
 20-POLK 1

M- # OF Machine Ballots 480  
 A- # OF Absentee Ballots 86  
 P- # OF Provisional Ballots 0  
 PUBLIC COUNT: 566  
 REGISTERED VOTERS: 869 65.13%

PRECINCT STATUS: REPORTED

----- VOTES -----

M	A	P	TOTAL	%	
<b>VOTES= 562</b>					<b>President of the US</b>
<b>VOTE FOR 1</b>					
295	47	0	342	60.85%	MITT Romney (R)
173	37	0	210	37.37%	Barack Obama (D)
5	2	0	7	1.25%	Gary Johnson (L)
3	0	0	3	0.53%	WRITE-IN
<b>VOTES= 551</b>					<b>US Senator</b>
<b>VOTE FOR 1</b>					
229	42	0	271	49.18%	Richard E. Mourdock (R)
206	37	0	243	44.10%	Joe Donnelly (D)
31	6	0	37	6.72%	Andrew "Andy" Horning (L)
0	0	0	0	0.00%	WRITE-IN
<b>VOTES= 550</b>					<b>Governor And Lieutenant Governor</b>
<b>VOTE FOR 1</b>					
257	44	0	301	54.73%	Pence-Ellspermann (R)
189	37	0	226	41.09%	Gregg-Simpson (D)
20	3	0	23	4.18%	Boneham-Klopfenstein (L)
0	0	0	0	0.00%	WRITE-IN
<b>VOTES= 533</b>					<b>Attorney General</b>
<b>VOTE FOR 1</b>					
305	46	0	351	65.85%	Greg Zoeller (R)
148	34	0	182	34.15%	Kay Fleming (D)
<b>VOTES= 531</b>					<b>Superintendent of Public Inst</b>
<b>VOTE FOR 1</b>					
242	42	0	284	53.48%	Tony Bennett (R)
210	37	0	247	46.52%	Glenda Ritz (D)
<b>VOTES= 551</b>					<b>United States Rep District 2</b>
<b>VOTE FOR 1</b>					
252	41	0	293	53.18%	Jackie Walorski (R)
187	40	0	227	41.20%	Brendan Mullen (D)
28	3	0	31	5.63%	Joseph Wayne Ruiz (L)
0	0	0	0	0.00%	WRITE-IN
<b>VOTES= 403</b>					<b>State Senator District 9</b>
<b>VOTE FOR 1</b>					
349	54	0	403	100.00%	Ryan D. Mishler (R)
<b>VOTES= 401</b>					<b>State Representative District 17</b>
<b>VOTE FOR 1</b>					
348	53	0	401	100.00%	Timothy P. Harman (R)
<b>VOTES= 417</b>					<b>Judge of the Sup Court No. 1</b>
<b>VOTE FOR 1</b>					
362	55	0	417	100.00%	Robert O. Bowen (R)

# Precinct Summary Report

Marshall County, Indiana  
 2012 General Election  
 Election Date: 11/6/2012  
 20-POLK 1

M- # OF Machine Ballots 480  
 A- # OF Absentee Ballots 86  
 P- # OF Provisional Ballots 0  
 PUBLIC COUNT: 566  
 REGISTERED VOTERS: 869 65.13%

PRECINCT STATUS: REPORTED

----- VOTES -----

M	A	P	TOTAL	%	
<b>VOTES= 416</b>					<b>County Treasurer</b>
<b>VOTE FOR 1</b>					
361	55	0	416	100.00%	Debbie VanDeMark (R)
<b>VOTES= 415</b>					<b>County Coroner</b>
<b>VOTE FOR 1</b>					
361	54	0	415	100.00%	William C. Cleavenger (R)
<b>VOTES= 405</b>					<b>County Surveyor</b>
<b>VOTE FOR 1</b>					
351	54	0	405	100.00%	Larry C. Fisher (R)
<b>VOTES= 392</b>					<b>County Commissioner Dist. 2</b>
<b>VOTE FOR 1</b>					
341	51	0	392	100.00%	Deborah S. Griewank (R)
<b>VOTES= 401</b>					<b>County Commissioner Dist. 3</b>
<b>VOTE FOR 1</b>					
349	52	0	401	100.00%	Kevin G. Overmyer (R)
<b>VOTES= 1,160</b>					<b>County Council At-Large</b>
<b>VOTE FOR 3</b>					
274	41	0	316	27.16%	Rex A. Gilliland (R)
264	44	0	308	26.55%	Steven A. Harper (R)
274	44	0	318	27.41%	Jon E. VanVactor (R)
180	39	0	219	18.88%	Angela Rupchock-Schafer (D)
<b>VOTES= 303</b>					<b>John Glenn Schl Corp Johnson</b>
<b>VOTE FOR 1</b>					
265	38	0	303	100.00%	Jeffrey L. Johnson
<b>VOTES= 302</b>					<b>John Glenn Schl Corp Liberty Twp</b>
<b>VOTE FOR 1</b>					
262	40	0	302	100.00%	Thomas L. McCormick
<b>VOTES= 328</b>					<b>John Glenn Schl Corp Lincoln Twp</b>
<b>VOTE FOR 1</b>					
280	48	0	328	100.00%	Robert A. Borlik
<b>VOTES= 354</b>					<b>John Glenn School Corp Polk Twp</b>
<b>VOTE FOR 1</b>					
306	48	0	354	100.00%	Curt Pletcher
<b>VOTES= 411</b>					<b>Justice of the Supreme Court</b>
<b>VOTE FOR 1</b>					
214	43	0	257	62.53%	Yes
138	16	0	154	37.47%	No

# Precinct Summary Report

Marshall County, Indiana  
 2012 General Election  
 Election Date: 11/6/2012  
 20-POLK 1

M- # OF Machine Ballots 480  
 A- # OF Absentee Ballots 86  
 P- # OF Provisional Ballots 0  
 PUBLIC COUNT: 566  
 REGISTERED VOTERS: 869 65.13%

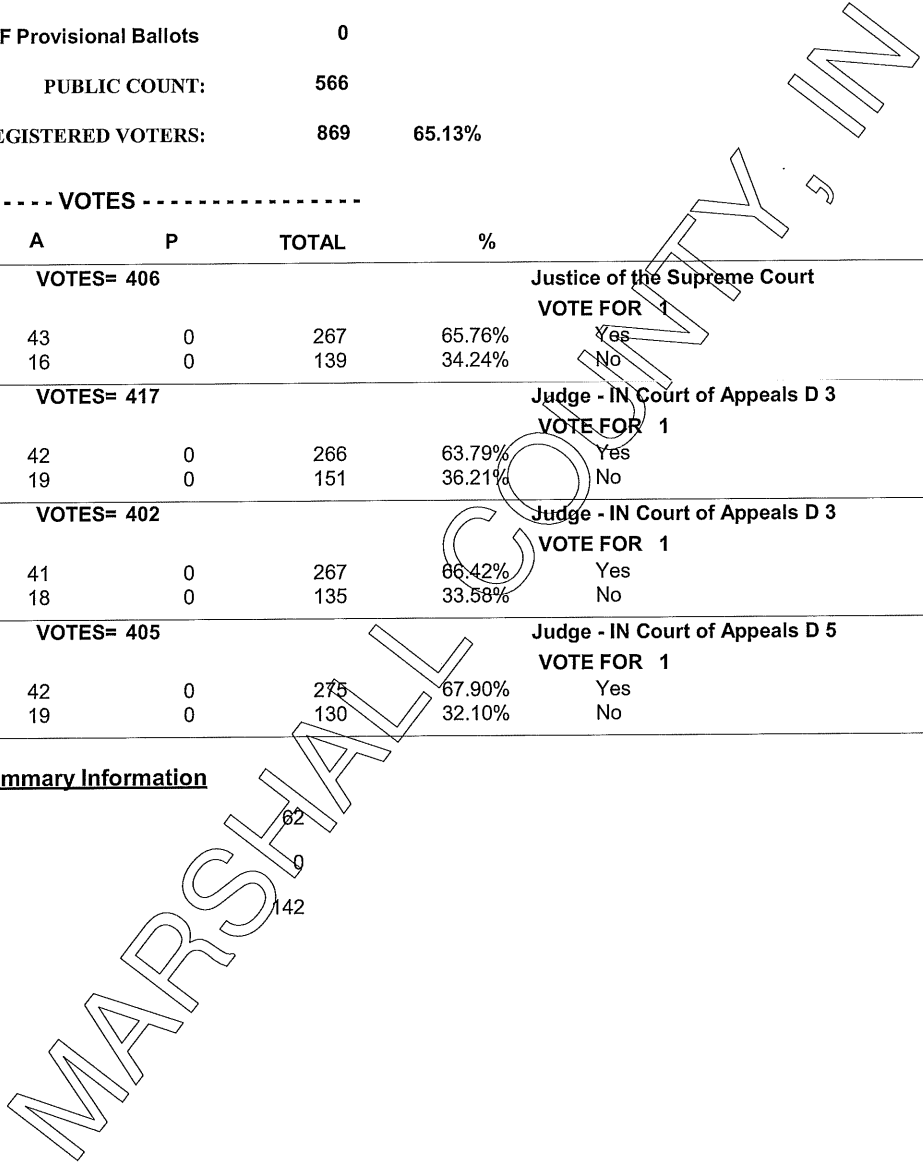
PRECINCT STATUS: REPORTED

----- VOTES -----

M	A	P	TOTAL	%	
<b>VOTES= 406</b>					<b>Justice of the Supreme Court</b>
					<b>VOTE FOR 1</b>
224	43	0	267	65.76%	Yes
123	16	0	139	34.24%	No
<b>VOTES= 417</b>					<b>Judge - IN Court of Appeals D 3</b>
					<b>VOTE FOR 1</b>
224	42	0	266	63.79%	Yes
132	19	0	151	36.21%	No
<b>VOTES= 402</b>					<b>Judge - IN Court of Appeals D 3</b>
					<b>VOTE FOR 1</b>
226	41	0	267	66.42%	Yes
117	18	0	135	33.58%	No
<b>VOTES= 405</b>					<b>Judge - IN Court of Appeals D 5</b>
					<b>VOTE FOR 1</b>
233	42	0	275	67.90%	Yes
111	19	0	130	32.10%	No

**Straight Party Summary Information**

Democratic Party 62  
 Libertarian Party 9  
 Republican Party 142





# Precinct Summary Report

Marshall County, Indiana  
 2012 General Election  
 Election Date: 11/6/2012  
 21-POLK 2

M- # OF Machine Ballots 564  
 A- # OF Absentee Ballots 138  
 P- # OF Provisional Ballots 0  
 PUBLIC COUNT: 702  
 REGISTERED VOTERS: 1116 62.90%

PRECINCT STATUS: REPORTED

----- VOTES -----

M	A	P	TOTAL	%	
<b>VOTES= 691</b>					<b>President of the US</b>
<b>VOTE FOR 1</b>					
306	91	0	397	57.45%	Mitt Romney (R)
231	43	0	274	39.65%	Barack Obama (D)
17	2	0	19	2.75%	Gary Johnson (L)
1	0	0	1	0.14%	WRITE-IN
<b>VOTES= 693</b>					<b>US Senator</b>
<b>VOTE FOR 1</b>					
236	83	0	319	46.03%	Richard E. Mourdock (R)
287	53	0	340	49.06%	Joe Donnelly (D)
31	2	0	33	4.76%	Andrew "Andy" Horning (L)
1	0	0	1	0.14%	WRITE-IN
<b>VOTES= 685</b>					<b>Governor And Lieutenant Governor</b>
<b>VOTE FOR 1</b>					
261	80	0	341	49.78%	Pence-Ellspermann (R)
265	50	0	315	45.99%	Gregg-Simpson (D)
26	3	0	29	4.23%	Boneham-Klopfenstein (L)
0	0	0	0	0.00%	WRITE-IN
<b>VOTES= 659</b>					<b>Attorney General</b>
<b>VOTE FOR 1</b>					
334	87	0	421	63.88%	Greg Zoeller (R)
197	41	0	238	36.12%	Kay Fleming (D)
<b>VOTES= 660</b>					<b>Superintendent of Public Inst</b>
<b>VOTE FOR 1</b>					
274	82	0	356	53.94%	Tony Bennett (R)
253	51	0	304	46.06%	Glenda Ritz (D)
<b>VOTES= 687</b>					<b>United States Rep District 2</b>
<b>VOTE FOR 1</b>					
243	81	0	324	47.16%	Jackie Walorski (R)
280	53	0	333	48.47%	Brendan Mullen (D)
26	4	0	30	4.37%	Joseph Wayne Ruiz (L)
0	0	0	0	0.00%	WRITE-IN
<b>VOTES= 467</b>					<b>State Senator District 9</b>
<b>VOTE FOR 1</b>					
369	98	0	467	100.00%	Ryan D. Mishler (R)
<b>VOTES= 475</b>					<b>State Representative District 17</b>
<b>VOTE FOR 1</b>					
381	94	0	475	100.00%	Timothy P. Harman (R)
<b>VOTES= 483</b>					<b>Judge of the Sup Court No. 1</b>
<b>VOTE FOR 1</b>					
388	95	0	483	100.00%	Robert O. Bowen (R)

# Precinct Summary Report

Marshall County, Indiana  
 2012 General Election  
 Election Date: 11/6/2012  
 21-POLK 2

M- # OF Machine Ballots 564  
 A- # OF Absentee Ballots 138  
 P- # OF Provisional Ballots 0  
 PUBLIC COUNT: 702  
 REGISTERED VOTERS: 1116 62.90%  
 PRECINCT STATUS: REPORTED

----- VOTES -----				
M	A	P	TOTAL	%
<b>VOTES= 491</b>				
<b>County Treasurer</b>				
<b>VOTE FOR 1</b>				
393	98	0	491	100.00%
Debbie VanDeMark (R)				
<b>VOTES= 484</b>				
<b>County Coroner</b>				
<b>VOTE FOR 1</b>				
386	98	0	484	100.00%
William C. Cleavenger (R)				
<b>VOTES= 483</b>				
<b>County Surveyor</b>				
<b>VOTE FOR 1</b>				
391	92	0	483	100.00%
Larry C. Fisher (R)				
<b>VOTES= 465</b>				
<b>County Commissioner Dist. 2</b>				
<b>VOTE FOR 1</b>				
374	91	0	465	100.00%
Deborah S. Griewank (R)				
<b>VOTES= 464</b>				
<b>County Commissioner Dist. 3</b>				
<b>VOTE FOR 1</b>				
378	86	0	464	100.00%
Kevin G. Overmyer (R)				
<b>VOTES= 1,438</b>				
<b>County Council At-Large</b>				
<b>VOTE FOR 3</b>				
309	82	0	391	27.19%
280	83	0	383	25.24%
300	81	0	381	26.50%
246	57	0	303	21.07%
Rex A. Gilliland (R)				
Steven A. Harper (R)				
Jon E. VanVactor (R)				
Angela Rupchock-Schafer (D)				
<b>VOTES= 390</b>				
<b>John Glenn Schl Corp Johnson</b>				
<b>VOTE FOR 1</b>				
319	71	0	390	100.00%
Jeffrey L. Johnson				
<b>VOTES= 376</b>				
<b>John Glenn Schl Corp Liberty Twp</b>				
<b>VOTE FOR 1</b>				
312	64	0	376	100.00%
Thomas L. McCormick				
<b>VOTES= 382</b>				
<b>John Glenn Schl Corp Lincoln Twp</b>				
<b>VOTE FOR 1</b>				
315	67	0	382	100.00%
Robert A. Borlik				
<b>VOTES= 483</b>				
<b>John Glenn School Corp Polk Twp</b>				
<b>VOTE FOR 1</b>				
400	83	0	483	100.00%
Curt Pletcher				
<b>VOTES= 503</b>				
<b>Justice of the Supreme Court</b>				
<b>VOTE FOR 1</b>				
255	62	0	317	63.02%
156	30	0	186	36.98%
Yes				
No				

# Precinct Summary Report

Marshall County, Indiana  
 2012 General Election  
 Election Date: 11/6/2012  
 21-POLK 2

M- # OF Machine Ballots 564  
 A- # OF Absentee Ballots 138  
 P- # OF Provisional Ballots 0  
 PUBLIC COUNT: 702  
 REGISTERED VOTERS: 1116 62.90%

PRECINCT STATUS: REPORTED

----- VOTES -----

M	A	P	TOTAL	%	
<b>VOTES= 499</b>					<b>Justice of the Supreme Court</b>
					<b>VOTE FOR 1</b>
253	66	0	319	63.93%	Yes
153	27	0	180	36.07%	No
<b>VOTES= 521</b>					<b>Judge - IN Court of Appeals D 3</b>
					<b>VOTE FOR 1</b>
284	70	0	354	67.95%	Yes
136	31	0	167	32.05%	No
<b>VOTES= 493</b>					<b>Judge - IN Court of Appeals D 3</b>
					<b>VOTE FOR 1</b>
261	68	0	329	66.73%	Yes
138	26	0	164	33.27%	No
<b>VOTES= 503</b>					<b>Judge - IN Court of Appeals D 5</b>
					<b>VOTE FOR 1</b>
273	66	0	339	67.40%	Yes
132	32	0	164	32.60%	No

**Straight Party Summary Information**

Democratic Party 87  
 Libertarian Party 9  
 Republican Party 142

MARSHALL COUNTY, IN

# Precinct Summary Report

Marshall County, Indiana  
 2012 General Election  
 Election Date: 11/6/2012  
 22-TIPPECANOE

M- # OF Machine Ballots 465  
 A- # OF Absentee Ballots 64  
 P- # OF Provisional Ballots 0  
 PUBLIC COUNT: 529  
 REGISTERED VOTERS: 834 63.43%  
 PRECINCT STATUS: REPORTED

----- VOTES -----				
M	A	P	TOTAL	%
<b>VOTES= 517</b>				
<b>President of the US</b>				
<b>VOTE FOR 1</b>				
321	54	0	375	72.53%
123	8	0	131	25.34%
8	1	0	9	1.74%
2	0	0	2	0.39%
<b>US Senator</b>				
<b>VOTE FOR 1</b>				
267	45	0	312	60.58%
161	14	0	175	33.98%
25	3	0	28	5.44%
0	0	0	0	0.00%
<b>VOTES= 520</b>				
<b>Governor And Lieutenant Governor</b>				
<b>VOTE FOR 1</b>				
277	40	0	317	60.96%
169	16	0	185	35.58%
12	6	0	18	3.46%
0	0	0	0	0.00%
<b>VOTES= 503</b>				
<b>Attorney General</b>				
<b>VOTE FOR 1</b>				
327	48	0	375	74.55%
117	11	0	128	25.45%
<b>VOTES= 502</b>				
<b>Superintendent of Public Inst</b>				
<b>VOTE FOR 1</b>				
265	38	0	303	60.36%
181	18	0	199	39.64%
<b>VOTES= 513</b>				
<b>United States Rep District 2</b>				
<b>VOTE FOR 1</b>				
271	41	0	312	60.82%
164	17	0	181	35.28%
16	4	0	20	3.90%
0	0	0	0	0.00%
<b>VOTES= 414</b>				
<b>State Senator District 18</b>				
<b>VOTE FOR 1</b>				
365	49	0	414	100.00%
<b>VOTES= 437</b>				
<b>State Representative District 17</b>				
<b>VOTE FOR 1</b>				
380	57	0	437	100.00%
<b>VOTES= 422</b>				
<b>Judge of the Sup Court No. 1</b>				
<b>VOTE FOR 1</b>				
374	48	0	422	100.00%

# Precinct Summary Report

Marshall County, Indiana  
 2012 General Election  
 Election Date: 11/6/2012  
 22-TIPPECANOE

M- # OF Machine Ballots 465  
 A- # OF Absentee Ballots 64  
 P- # OF Provisional Ballots 0  
 PUBLIC COUNT: 529  
 REGISTERED VOTERS: 834 63.43%  
 PRECINCT STATUS: REPORTED

----- VOTES -----				
M	A	P	TOTAL	%
<b>VOTES= 431</b>				
<b>County Treasurer</b>				
<b>VOTE FOR 1</b>				
380	51	0	431	100.00%
Debbie VanDeMark (R)				
<b>VOTES= 422</b>				
<b>County Coroner</b>				
<b>VOTE FOR 1</b>				
371	51	0	422	100.00%
William C. Cleavenger (R)				
<b>VOTES= 416</b>				
<b>County Surveyor</b>				
<b>VOTE FOR 1</b>				
367	49	0	416	100.00%
Larry C. Fisher (R)				
<b>VOTES= 408</b>				
<b>County Commissioner Dist. 2</b>				
<b>VOTE FOR 1</b>				
360	48	0	408	100.00%
Deborah S. Griewank (R)				
<b>VOTES= 415</b>				
<b>County Commissioner Dist. 3</b>				
<b>VOTE FOR 1</b>				
366	49	0	415	100.00%
Kevin G. Overmyer (R)				
<b>VOTES= 1,184</b>				
<b>County Council At-Large</b>				
<b>VOTE FOR 3</b>				
297	40	0	337	28.46%
295	43	0	338	28.55%
298	42	0	340	28.72%
150	19	0	169	14.27%
Rex A. Gilliland (R)				
Steven A. Harper (R)				
Jon E. VanVactor (R)				
Angela Rupchock-Schafer (D)				
<b>VOTES= 335</b>				
<b>Triton School Corp At Large</b>				
<b>VOTE FOR 1</b>				
297	38	0	335	100.00%
Kevin R. Boyer				
<b>VOTES= 336</b>				
<b>Triton Schl D III - Bourbon Twp</b>				
<b>VOTE FOR 1</b>				
299	37	0	336	100.00%
Amy E. Middaugh				
<b>VOTES= 409</b>				
<b>Justice of the Supreme Court</b>				
<b>VOTE FOR 1</b>				
238	24	0	262	64.06%
128	19	0	147	35.94%
Yes				
No				
<b>VOTES= 403</b>				
<b>Justice of the Supreme Court</b>				
<b>VOTE FOR 1</b>				
239	24	0	263	65.26%
121	19	0	140	34.74%
Yes				
No				
<b>VOTES= 408</b>				
<b>Judge - IN Court of Appeals D 3</b>				
<b>VOTE FOR 1</b>				
254	24	0	278	68.14%
111	19	0	130	31.86%
Yes				
No				

# Precinct Summary Report

Marshall County, Indiana  
 2012 General Election  
 Election Date: 11/6/2012  
 22-TIPPECANOE

M- # OF Machine Ballots 465  
 A- # OF Absentee Ballots 64  
 P- # OF Provisional Ballots 0  
 PUBLIC COUNT: 529  
 REGISTERED VOTERS: 834 63.43%

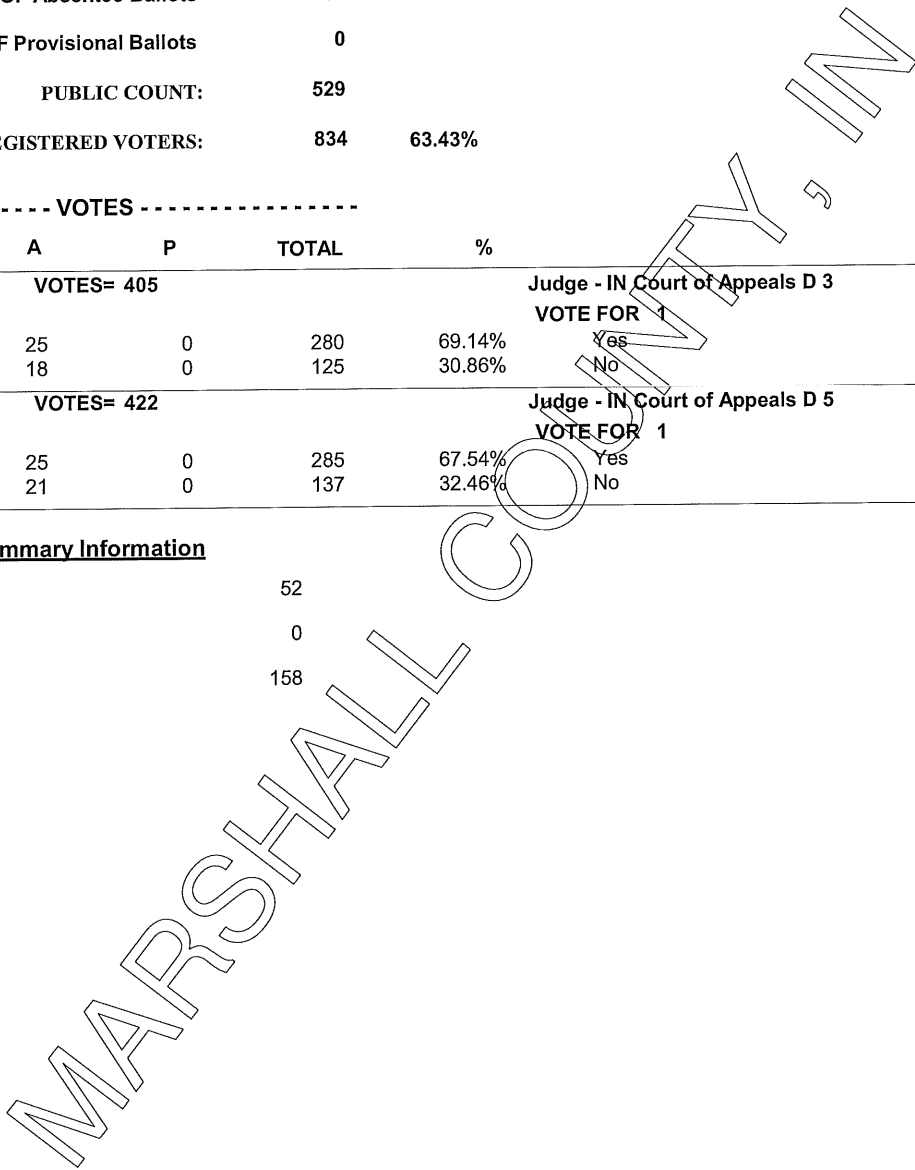
PRECINCT STATUS: REPORTED

----- VOTES -----

M	A	P	TOTAL	%	
<b>VOTES= 405</b>					<b>Judge - IN Court of Appeals D 3</b>
					<b>VOTE FOR 1</b>
255	25	0	280	69.14%	Yes
107	18	0	125	30.86%	No
<b>VOTES= 422</b>					<b>Judge - IN Court of Appeals D 5</b>
					<b>VOTE FOR 1</b>
260	25	0	285	67.54%	Yes
116	21	0	137	32.46%	No

**Straight Party Summary Information**

Democratic Party 52  
 Libertarian Party 0  
 Republican Party 158



# Precinct Summary Report

Marshall County, Indiana  
 2012 General Election  
 Election Date: 11/6/2012  
 23-UNION 1

M- # OF Machine Ballots 492  
 A- # OF Absentee Ballots 147  
 P- # OF Provisional Ballots 0  
 PUBLIC COUNT: 639  
 REGISTERED VOTERS: 1025 62.34%  
 PRECINCT STATUS: REPORTED

----- VOTES -----				
M	A	P	TOTAL	%
<b>VOTES= 626</b>				
<b>President of the US</b>				
<b>VOTE FOR 1</b>				
256	81	0	337	53.83%
213	62	0	275	43.93%
12	0	0	12	1.92%
1	1	0	2	0.32%
<b>US Senator</b>				
<b>VOTE FOR 1</b>				
196	66	0	262	42.46%
244	75	0	319	51.70%
34	2	0	36	5.83%
0	0	0	0	0.00%
<b>Governor And Lieutenant Governor</b>				
<b>VOTE FOR 1</b>				
239	78	0	317	51.05%
223	65	0	288	46.38%
16	0	0	16	2.58%
0	0	0	0	0.00%
<b>Attorney General</b>				
<b>VOTE FOR 1</b>				
285	82	0	367	60.96%
176	59	0	235	39.04%
<b>Superintendent of Public Inst</b>				
<b>VOTE FOR 1</b>				
226	77	0	303	49.67%
243	64	0	307	50.33%
<b>United States Rep District 2</b>				
<b>VOTE FOR 1</b>				
218	78	0	296	47.36%
240	66	0	306	48.96%
23	0	0	23	3.68%
0	0	0	0	0.00%
<b>State Senator District 18</b>				
<b>VOTE FOR 1</b>				
326	96	0	422	100.00%
<b>State Representative District 17</b>				
<b>VOTE FOR 1</b>				
327	97	0	424	100.00%
<b>Judge of the Sup Court No. 1</b>				
<b>VOTE FOR 1</b>				
342	97	0	439	100.00%

# Precinct Summary Report

Marshall County, Indiana  
 2012 General Election  
 Election Date: 11/6/2012  
 23-UNION 1

M- # OF Machine Ballots 492  
 A- # OF Absentee Ballots 147  
 P- # OF Provisional Ballots 0  
 PUBLIC COUNT: 639  
 REGISTERED VOTERS: 1025 62.34%

PRECINCT STATUS: REPORTED

----- VOTES -----				
M	A	P	TOTAL	%
<b>VOTES= 442</b>				
<b>County Treasurer</b>				
<b>VOTE FOR 1</b>				
345	97	0	442	100.00%
Debbie VanDeMark (R)				
<b>VOTES= 464</b>				
<b>County Coroner</b>				
<b>VOTE FOR 1</b>				
360	104	0	464	100.00%
William C. Cleavenger (R)				
<b>VOTES= 441</b>				
<b>County Surveyor</b>				
<b>VOTE FOR 1</b>				
343	98	0	441	100.00%
Larry C. Fisher (R)				
<b>VOTES= 411</b>				
<b>County Commissioner Dist. 2</b>				
<b>VOTE FOR 1</b>				
316	95	0	411	100.00%
Deborah S. Griewank (R)				
<b>VOTES= 455</b>				
<b>County Commissioner Dist. 3</b>				
<b>VOTE FOR 1</b>				
351	104	0	455	100.00%
Kevin G. Overmyer (R)				
<b>VOTES= 1,305</b>				
<b>County Council At-Large</b>				
<b>VOTE FOR 3</b>				
249	88	0	337	25.82%
257	83	0	340	26.05%
263	87	0	350	26.82%
212	66	0	278	21.30%
Rex A. Gilliland (R)				
Steven A. Harper (R)				
Jon E. VanVactor (R)				
Angela Rupchock-Schafer (D)				
<b>VOTES= 405</b>				
<b>Culver Comm Schls Corp At Lg A</b>				
<b>VOTE FOR 1</b>				
325	80	0	405	100.00%
Ken VanDePutte				
<b>VOTES= 389</b>				
<b>Culver Schls Corp Dist 1</b>				
<b>VOTE FOR 1</b>				
310	79	0	389	100.00%
James M. (Jim) Wentzel				
<b>VOTES= 486</b>				
<b>Culver Schls Corp Dist 2</b>				
<b>VOTE FOR 1</b>				
160	47	0	207	42.59%
224	55	0	279	57.41%
Edward Behnke				
Mark A. Maes				
<b>VOTES= 419</b>				
<b>Culver Schls Corp Dist 5</b>				
<b>VOTE FOR 1</b>				
332	87	0	419	100.00%
David Cooper				
<b>VOTES= 456</b>				
<b>Justice of the Supreme Court</b>				
<b>VOTE FOR 1</b>				
268	62	0	330	72.37%
97	29	0	126	27.63%
Yes				
No				



# Precinct Summary Report

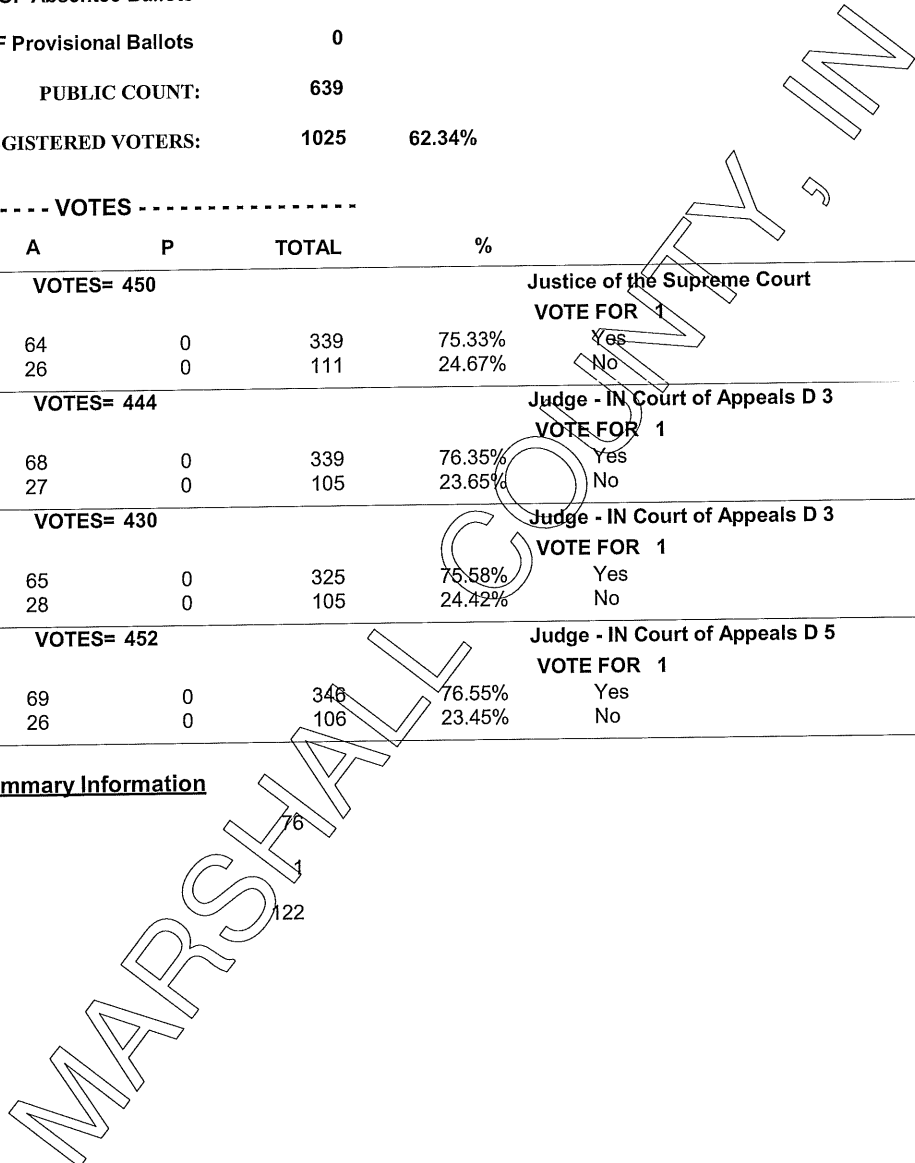
Marshall County, Indiana  
 2012 General Election  
 Election Date: 11/6/2012  
 23-UNION 1

M- # OF Machine Ballots 492  
 A- # OF Absentee Ballots 147  
 P- # OF Provisional Ballots 0  
 PUBLIC COUNT: 639  
 REGISTERED VOTERS: 1025 62.34%  
 PRECINCT STATUS: REPORTED

----- VOTES -----					
M	A	P	TOTAL	%	
<b>VOTES= 450</b>					
<b>Justice of the Supreme Court</b>					
<b>VOTE FOR 1</b>					
275	64	0	339	75.33%	Yes
85	26	0	111	24.67%	No
<b>VOTES= 444</b>					
<b>Judge - IN Court of Appeals D 3</b>					
<b>VOTE FOR 1</b>					
271	68	0	339	76.35%	Yes
78	27	0	105	23.65%	No
<b>VOTES= 430</b>					
<b>Judge - IN Court of Appeals D 3</b>					
<b>VOTE FOR 1</b>					
260	65	0	325	75.58%	Yes
77	28	0	105	24.42%	No
<b>VOTES= 452</b>					
<b>Judge - IN Court of Appeals D 5</b>					
<b>VOTE FOR 1</b>					
277	69	0	346	76.55%	Yes
80	26	0	106	23.45%	No

**Straight Party Summary Information**

Democratic Party 76  
 Libertarian Party 4  
 Republican Party 122



# Precinct Summary Report

Marshall County, Indiana  
 2012 General Election  
 Election Date: 11/6/2012  
 24-UNION 2

M- # OF Machine Ballots 615  
 A- # OF Absentee Ballots 217  
 P- # OF Provisional Ballots 0  
 PUBLIC COUNT: 832  
 REGISTERED VOTERS: 1339 62.14%

PRECINCT STATUS: REPORTED

----- VOTES -----

M	A	P	TOTAL	%	
<b>VOTES= 824</b>					<b>President of the US</b>
<b>VOTE FOR 1</b>					
378	131	0	509	61.77%	<b>MITT ROMNEY (R)</b>
219	80	0	299	36.29%	Barack Obama (D)
12	3	0	15	1.82%	Gary Johnson (L)
1	0	0	1	0.12%	WRITE-IN
<b>VOTES= 813</b>					<b>US Senator</b>
<b>VOTE FOR 1</b>					
295	100	0	395	48.59%	Richard E. Mourdock (R)
290	101	0	391	48.09%	Joe Donnelly (D)
19	8	0	27	3.32%	Andrew "Andy" Horning (L)
0	0	0	0	0.00%	WRITE-IN
<b>VOTES= 807</b>					<b>Governor And Lieutenant Governor</b>
<b>VOTE FOR 1</b>					
328	120	0	448	55.51%	Pence-Ellspermann (R)
248	88	0	336	41.64%	Gregg-Simpson (D)
21	2	0	23	2.85%	Boneham-Klopfenstein (L)
0	0	0	0	0.00%	WRITE-IN
<b>VOTES= 774</b>					<b>Attorney General</b>
<b>VOTE FOR 1</b>					
371	131	0	502	64.86%	Greg Zoeller (R)
198	74	0	272	35.14%	Kay Fleming (D)
<b>VOTES= 794</b>					<b>Superintendent of Public Inst</b>
<b>VOTE FOR 1</b>					
291	119	0	410	51.64%	Tony Bennett (R)
294	90	0	384	48.36%	Glenda Ritz (D)
<b>VOTES= 811</b>					<b>United States Rep District 2</b>
<b>VOTE FOR 1</b>					
328	112	0	440	54.25%	Jackie Walorski (R)
261	94	0	355	43.77%	Brendan Mullen (D)
13	2	0	15	1.85%	Joseph Wayne Ruiz (L)
0	1	0	1	0.12%	WRITE-IN
<b>VOTES= 566</b>					<b>State Senator District 18</b>
<b>VOTE FOR 1</b>					
427	139	0	566	100.00%	Randall Head (R)
<b>VOTES= 575</b>					<b>State Representative District 17</b>
<b>VOTE FOR 1</b>					
431	144	0	575	100.00%	Timothy P. Harman (R)
<b>VOTES= 590</b>					<b>Judge of the Sup Court No. 1</b>
<b>VOTE FOR 1</b>					
445	145	0	590	100.00%	Robert O. Bowen (R)

# Precinct Summary Report

Marshall County, Indiana  
 2012 General Election  
 Election Date: 11/6/2012  
 24-UNION 2

M- # OF Machine Ballots 615  
 A- # OF Absentee Ballots 217  
 P- # OF Provisional Ballots 0  
 PUBLIC COUNT: 832  
 REGISTERED VOTERS: 1339 62.14%

PRECINCT STATUS: REPORTED

----- VOTES -----				
M	A	P	TOTAL	%
<b>VOTES= 610</b>				
County Treasurer				
VOTE FOR 1				
462	148	0	610	100.00%
Debbie VanDeMark (R)				
<b>VOTES= 616</b>				
County Coroner				
VOTE FOR 1				
465	151	0	616	100.00%
William C. Cleavenger (R)				
<b>VOTES= 610</b>				
County Surveyor				
VOTE FOR 1				
453	157	0	610	100.00%
Larry C. Fisher (R)				
<b>VOTES= 572</b>				
County Commissioner Dist. 2				
VOTE FOR 1				
431	141	0	572	100.00%
Deborah S. Griewank (R)				
<b>VOTES= 605</b>				
County Commissioner Dist. 3				
VOTE FOR 1				
453	152	0	605	100.00%
Kevin G. Overmyer (R)				
<b>VOTES= 1,728</b>				
County Council At-Large				
VOTE FOR 3				
361	131	0	492	28.47%
345	117	0	462	26.74%
353	122	0	475	27.49%
215	84	0	299	17.30%
Rex A. Gilliland (R)				
Steven A. Harper (R)				
Jon E. VanVactor (R)				
Angela Rupchock-Schafer (D)				
<b>VOTES= 485</b>				
Culver Comm Schls Corp At Lg A				
VOTE FOR 1				
375	110	0	485	100.00%
Ken VanDePutte				
<b>VOTES= 471</b>				
Culver Schls Corp Dist 1				
VOTE FOR 1				
368	103	0	471	100.00%
James M. (Jim) Wentzel				
<b>VOTES= 606</b>				
Culver Schls Corp Dist 2				
VOTE FOR 1				
215	61	0	276	45.54%
255	75	0	330	54.46%
Edward Behnke				
Mark A. Maes				
<b>VOTES= 507</b>				
Culver Schls Corp Dist 5				
VOTE FOR 1				
392	115	0	507	100.00%
David Cooper				
<b>VOTES= 558</b>				
Justice of the Supreme Court				
VOTE FOR 1				
318	84	0	402	72.04%
119	37	0	156	27.96%
Yes				
No				

# Precinct Summary Report

Marshall County, Indiana  
 2012 General Election  
 Election Date: 11/6/2012  
 24-UNION 2

M- # OF Machine Ballots 615  
 A- # OF Absentee Ballots 217  
 P- # OF Provisional Ballots 0  
 PUBLIC COUNT: 832  
 REGISTERED VOTERS: 1339 62.14%

PRECINCT STATUS: REPORTED

----- VOTES -----					
M	A	P	TOTAL	%	
<b>VOTES= 557</b>					
Justice of the Supreme Court					
VOTE FOR 1					
313	86	0	399	71.63%	Yes
121	37	0	158	28.37%	No
<b>VOTES= 568</b>					
Judge - IN Court of Appeals D 3					
VOTE FOR 1					
329	93	0	422	74.30%	Yes
116	30	0	146	25.70%	No
<b>VOTES= 552</b>					
Judge - IN Court of Appeals D 3					
VOTE FOR 1					
321	89	0	410	74.28%	Yes
112	30	0	142	25.72%	No
<b>VOTES= 569</b>					
Judge - IN Court of Appeals D 5					
VOTE FOR 1					
333	96	0	429	75.40%	Yes
110	30	0	140	24.60%	No

**Straight Party Summary Information**

Democratic Party 96  
 Libertarian Party 1  
 Republican Party 194

MARSHALL COUNTY, IN

# Precinct Summary Report

Marshall County, Indiana  
 2012 General Election  
 Election Date: 11/6/2012  
 25-WALNUT 1

M- # OF Machine Ballots 480  
 A- # OF Absentee Ballots 72  
 P- # OF Provisional Ballots 0  
 PUBLIC COUNT: 552  
 REGISTERED VOTERS: 1067 51.73%  
 PRECINCT STATUS: REPORTED

----- VOTES -----				
M	A	P	TOTAL	%
<b>VOTES= 542</b>				
<b>President of the US</b>				
<b>VOTE FOR 1</b>				
292	37	0	329	60.70%
165	31	0	196	36.16%
16	1	0	17	3.14%
0	0	0	0	0.00%
MITT Romney (R) Barack Obama (D) Gary Johnson (L) WRITE-IN				
<b>VOTES= 535</b>				
<b>US Senator</b>				
<b>VOTE FOR 1</b>				
220	34	0	254	47.48%
209	35	0	244	45.61%
36	1	0	37	6.92%
0	0	0	0	0.00%
Richard E. Mourdock (R) Joe Donnelly (D) Andrew "Andy" Horning (L) WRITE-IN				
<b>VOTES= 538</b>				
<b>Governor And Lieutenant Governor</b>				
<b>VOTE FOR 1</b>				
248	34	0	282	52.42%
201	33	0	234	43.49%
22	0	0	22	4.09%
0	0	0	0	0.00%
Pence-Ellspermann (R) Gregg-Simpson (D) Boneham-Klopfenstein (L) WRITE-IN				
<b>VOTES= 521</b>				
<b>Attorney General</b>				
<b>VOTE FOR 1</b>				
305	36	0	341	65.45%
148	32	0	180	34.55%
Greg Zoeller (R) Kay Fleming (D)				
<b>VOTES= 519</b>				
<b>Superintendent of Public Inst</b>				
<b>VOTE FOR 1</b>				
243	32	0	275	52.99%
210	34	0	244	47.01%
Tony Bennett (R) Glenda Ritz (D)				
<b>VOTES= 537</b>				
<b>United States Rep District 2</b>				
<b>VOTE FOR 1</b>				
231	31	0	262	48.79%
210	35	0	245	45.62%
29	1	0	30	5.59%
0	0	0	0	0.00%
Jackie Walorski (R) Brendan Mullen (D) Joseph Wayne Ruiz (L) WRITE-IN				
<b>VOTES= 380</b>				
<b>State Senator District 18</b>				
<b>VOTE FOR 1</b>				
340	40	0	380	100.00%
Randall Head (R)				
<b>VOTES= 397</b>				
<b>State Representative District 17</b>				
<b>VOTE FOR 1</b>				
357	40	0	397	100.00%
Timothy P. Harman (R)				
<b>VOTES= 416</b>				
<b>Judge of the Sup Court No. 1</b>				
<b>VOTE FOR 1</b>				
371	45	0	416	100.00%
Robert O. Bowen (R)				

# Precinct Summary Report

Marshall County, Indiana  
 2012 General Election  
 Election Date: 11/6/2012  
 25-WALNUT 1

M- # OF Machine Ballots 480  
 A- # OF Absentee Ballots 72  
 P- # OF Provisional Ballots 0  
 PUBLIC COUNT: 552  
 REGISTERED VOTERS: 1067 51.73%

PRECINCT STATUS: REPORTED

----- VOTES -----

M	A	P	TOTAL	%	
<b>VOTES= 408</b>					<b>County Treasurer</b>
<b>VOTE FOR 1</b>					
364	44	0	408	100.00%	Debbie VanDeMark (R)
<b>VOTES= 405</b>					<b>County Coroner</b>
<b>VOTE FOR 1</b>					
361	44	0	405	100.00%	William C. Cleavenger (R)
<b>VOTES= 396</b>					<b>County Surveyor</b>
<b>VOTE FOR 1</b>					
352	44	0	396	100.00%	Larry C. Fisher (R)
<b>VOTES= 383</b>					<b>County Commissioner Dist. 2</b>
<b>VOTE FOR 1</b>					
343	40	0	383	100.00%	Deborah S. Griewank (R)
<b>VOTES= 400</b>					<b>County Commissioner Dist. 3</b>
<b>VOTE FOR 1</b>					
359	41	0	400	100.00%	Kevin G. Overmyer (R)
<b>VOTES= 1,226</b>					<b>County Council At-Large</b>
<b>VOTE FOR 3</b>					
300	42	0	342	27.90%	Rex A. Gilliland (R)
286	36	0	322	26.26%	Steven A. Harper (R)
291	39	0	330	26.92%	Jon E. VanVactor (R)
196	36	0	232	18.92%	Angela Rupchock-Schafer (D)
<b>VOTES= 398</b>					<b>Justice of the Supreme Court</b>
<b>VOTE FOR 1</b>					
255	31	0	286	71.86%	Yes
97	15	0	112	28.14%	No
<b>VOTES= 386</b>					<b>Justice of the Supreme Court</b>
<b>VOTE FOR 1</b>					
240	25	0	265	68.65%	Yes
103	18	0	121	31.35%	No
<b>VOTES= 395</b>					<b>Judge - IN Court of Appeals D 3</b>
<b>VOTE FOR 1</b>					
266	29	0	295	74.68%	Yes
88	12	0	100	25.32%	No
<b>VOTES= 388</b>					<b>Judge - IN Court of Appeals D 3</b>
<b>VOTE FOR 1</b>					
260	29	0	289	74.48%	Yes
85	14	0	99	25.52%	No

# Precinct Summary Report

Marshall County, Indiana  
 2012 General Election  
 Election Date: 11/6/2012  
 25-WALNUT 1

M- # OF Machine Ballots 480  
 A- # OF Absentee Ballots 72  
 P- # OF Provisional Ballots 0  
 PUBLIC COUNT: 552  
 REGISTERED VOTERS: 1067 51.73%

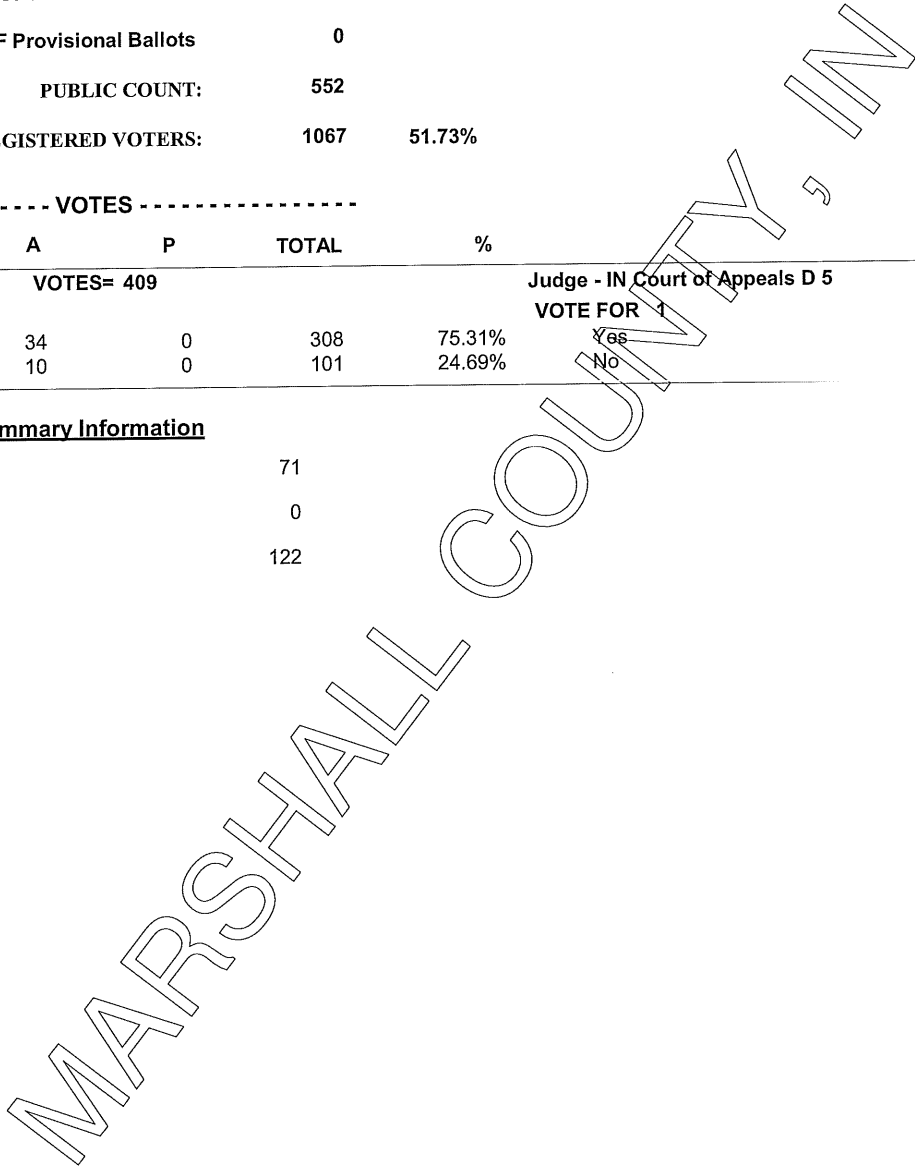
PRECINCT STATUS: REPORTED

----- VOTES -----

M	A	P	TOTAL	%	
VOTES= 409					Judge - IN Court of Appeals D 5
					VOTE FOR 1
274	34	0	308	75.31%	Yes
91	10	0	101	24.69%	No

**Straight Party Summary Information**

Democratic Party 71  
 Libertarian Party 0  
 Republican Party 122



# Precinct Summary Report

Marshall County, Indiana  
 2012 General Election  
 Election Date: 11/6/2012  
 26-WALNUT 2

M- # OF Machine Ballots 359  
 A- # OF Absentee Ballots 55  
 P- # OF Provisional Ballots 0  
 PUBLIC COUNT: 414  
 REGISTERED VOTERS: 666 62.16%

PRECINCT STATUS: REPORTED

----- VOTES -----				
M	A	P	TOTAL	%
<b>VOTES= 405</b>				
<b>President of the US</b>				
<b>VOTE FOR 1</b>				
250	34	0	284	70.12%
88	20	0	108	26.67%
11	1	0	12	2.96%
1	0	0	1	0.25%
M- Romney (R) Barack Obama (D) Gary Johnson (L) WRITE-IN				
<b>VOTES= 401</b>				
<b>US Senator</b>				
<b>VOTE FOR 1</b>				
201	29	0	230	57.36%
128	24	0	152	37.91%
19	0	0	19	4.74%
0	0	0	0	0.00%
Richard E. Mourdock (R) Joe Donnelly (D) Andrew "Andy" Horning (L) WRITE-IN				
<b>VOTES= 408</b>				
<b>Governor And Lieutenant Governor</b>				
<b>VOTE FOR 1</b>				
218	32	0	250	61.27%
128	20	0	148	36.27%
8	2	0	10	2.45%
0	0	0	0	0.00%
Pence-Ellspermann (R) Gregg-Simpson (D) Boneham-Klopfenstein (L) WRITE-IN				
<b>VOTES= 395</b>				
<b>Attorney General</b>				
<b>VOTE FOR 1</b>				
250	37	0	287	72.66%
95	13	0	108	27.34%
Greg Zoeller (R) Kay Fleming (D)				
<b>VOTES= 396</b>				
<b>Superintendent of Public Inst</b>				
<b>VOTE FOR 1</b>				
194	33	0	227	57.32%
153	16	0	169	42.68%
Tony Bennett (R) Glenda Ritz (D)				
<b>VOTES= 403</b>				
<b>United States Rep District 2</b>				
<b>VOTE FOR 1</b>				
211	26	0	237	58.81%
127	25	0	152	37.72%
13	1	0	14	3.47%
0	0	0	0	0.00%
Jackie Walorski (R) Brendan Mullen (D) Joseph Wayne Ruiz (L) WRITE-IN				
<b>VOTES= 304</b>				
<b>State Senator District 18</b>				
<b>VOTE FOR 1</b>				
269	35	0	304	100.00%
Randall Head (R)				
<b>VOTES= 323</b>				
<b>State Representative District 17</b>				
<b>VOTE FOR 1</b>				
288	35	0	323	100.00%
Timothy P. Harman (R)				
<b>VOTES= 328</b>				
<b>Judge of the Sup Court No. 1</b>				
<b>VOTE FOR 1</b>				
288	40	0	328	100.00%
Robert O. Bowen (R)				



# Precinct Summary Report

Marshall County, Indiana  
 2012 General Election  
 Election Date: 11/6/2012  
 26-WALNUT 2

M- # OF Machine Ballots 359  
 A- # OF Absentee Ballots 55  
 P- # OF Provisional Ballots 0  
 PUBLIC COUNT: 414  
 REGISTERED VOTERS: 666 62.16%

PRECINCT STATUS: REPORTED

----- VOTES -----				
M	A	P	TOTAL	%
<b>VOTES= 327</b>				
<b>County Treasurer</b>				
<b>VOTE FOR 1</b>				
289	38	0	327	100.00%
Debbie VanDeMark (R)				
<b>VOTES= 326</b>				
<b>County Coroner</b>				
<b>VOTE FOR 1</b>				
285	41	0	326	100.00%
William C. Cleavenger (R)				
<b>VOTES= 335</b>				
<b>County Surveyor</b>				
<b>VOTE FOR 1</b>				
292	43	0	335	100.00%
Larry C. Fisher (R)				
<b>VOTES= 314</b>				
<b>County Commissioner Dist. 2</b>				
<b>VOTE FOR 1</b>				
275	39	0	314	100.00%
Deborah S. Griewank (R)				
<b>VOTES= 319</b>				
<b>County Commissioner Dist. 3</b>				
<b>VOTE FOR 1</b>				
278	41	0	319	100.00%
Kevin G. Overmyer (R)				
<b>VOTES= 946</b>				
<b>County Council At-Large</b>				
<b>VOTE FOR 3</b>				
237	39	0	276	29.18%
228	33	0	261	27.59%
243	36	0	279	29.49%
112	18	0	130	13.74%
Rex A. Gilliland (R)				
Steven A. Harper (R)				
Jon E. VanVactor (R)				
Angela Rupchock-Schafer (D)				
<b>VOTES= 304</b>				
<b>Justice of the Supreme Court</b>				
<b>VOTE FOR 1</b>				
173	28	0	201	66.12%
94	9	0	103	33.88%
Yes				
No				
<b>VOTES= 294</b>				
<b>Justice of the Supreme Court</b>				
<b>VOTE FOR 1</b>				
169	29	0	198	67.35%
87	9	0	96	32.65%
Yes				
No				
<b>VOTES= 289</b>				
<b>Judge - IN Court of Appeals D 3</b>				
<b>VOTE FOR 1</b>				
173	28	0	201	69.55%
80	8	0	88	30.45%
Yes				
No				
<b>VOTES= 295</b>				
<b>Judge - IN Court of Appeals D 3</b>				
<b>VOTE FOR 1</b>				
176	31	0	207	70.17%
80	8	0	88	29.83%
Yes				
No				

# Precinct Summary Report

Marshall County, Indiana  
2012 General Election  
Election Date: 11/6/2012  
26-WALNUT 2

M- # OF Machine Ballots 359  
A- # OF Absentee Ballots 55  
P- # OF Provisional Ballots 0  
PUBLIC COUNT: 414  
REGISTERED VOTERS: 666 62.16%

PRECINCT STATUS: REPORTED

----- VOTES -----

M	A	P	TOTAL	%	
VOTES= 303					Judge - IN Court of Appeals D 5
					VOTE FOR 1
178	25	0	203	67.00%	Yes
89	11	0	100	33.00%	No

**Straight Party Summary Information**

Democratic Party 29  
Libertarian Party 0  
Republican Party 107

MARSHALL COUNTY, IN

# Precinct Summary Report

Marshall County, Indiana  
 2012 General Election  
 Election Date: 11/6/2012  
 28-WEST 1

M- # OF Machine Ballots 421  
 A- # OF Absentee Ballots 179  
 P- # OF Provisional Ballots 0  
 PUBLIC COUNT: 600  
 REGISTERED VOTERS: 955 62.83%  
 PRECINCT STATUS: REPORTED

----- VOTES -----				
M	A	P	TOTAL	%
<b>President of the US</b>				
<b>VOTE FOR 1</b>				
243	90	0	333	56.06%
168	81	0	249	41.92%
7	5	0	12	2.02%
0	0	0	0	0.00%
VOTES= 594 VOTES= 585 VOTES= 569 VOTES= 547 VOTES= 557 VOTES= 565 VOTES= 370 VOTES= 378 VOTES= 404				
<b>US Senator</b>				
<b>VOTE FOR 1</b>				
179	77	0	256	43.76%
209	93	0	302	51.62%
22	5	0	27	4.62%
0	0	0	0	0.00%
<b>Governor And Lieutenant Governor</b>				
<b>VOTE FOR 1</b>				
212	80	0	292	51.32%
180	81	0	261	45.87%
12	4	0	16	2.81%
0	0	0	0	0.00%
<b>Attorney General</b>				
<b>VOTE FOR 1</b>				
233	89	0	322	58.87%
156	69	0	225	41.13%
<b>Superintendent of Public Inst</b>				
<b>VOTE FOR 1</b>				
192	79	0	271	48.65%
206	80	0	286	51.35%
<b>United States Rep District 2</b>				
<b>VOTE FOR 1</b>				
199	82	0	281	48.03%
197	89	0	286	48.89%
14	4	0	18	3.08%
0	0	0	0	0.00%
<b>State Senator District 18</b>				
<b>VOTE FOR 1</b>				
279	91	0	370	100.00%
<b>State Representative District 17</b>				
<b>VOTE FOR 1</b>				
285	93	0	378	100.00%
<b>Judge of the Sup Court No. 1</b>				
<b>VOTE FOR 1</b>				
302	102	0	404	100.00%

# Precinct Summary Report

Marshall County, Indiana  
 2012 General Election  
 Election Date: 11/6/2012  
 28-WEST 1

M- # OF Machine Ballots 421  
 A- # OF Absentee Ballots 179  
 P- # OF Provisional Ballots 0  
 PUBLIC COUNT: 600  
 REGISTERED VOTERS: 955 62.83%  
 PRECINCT STATUS: REPORTED

----- VOTES -----					
M	A	P	TOTAL	%	
<b>VOTES= 398</b>					
<b>County Treasurer</b>					
<b>VOTE FOR 1</b>					
299	99	0	398	100.00%	Debbie VanDeMark (R)
<b>VOTES= 397</b>					
<b>County Coroner</b>					
<b>VOTE FOR 1</b>					
305	92	0	397	100.00%	William C. Cleavenger (R)
<b>VOTES= 392</b>					
<b>County Surveyor</b>					
<b>VOTE FOR 1</b>					
295	97	0	392	100.00%	Larry C. Fisher (R)
<b>VOTES= 384</b>					
<b>County Commissioner Dist. 2</b>					
<b>VOTE FOR 1</b>					
291	93	0	384	100.00%	Deborah S. Griewank (R)
<b>VOTES= 373</b>					
<b>County Commissioner Dist. 3</b>					
<b>VOTE FOR 1</b>					
278	95	0	373	100.00%	Kevin G. Overmyer (R)
<b>VOTES= 1,204</b>					
<b>County Council At-Large</b>					
<b>VOTE FOR 3</b>					
252	96	0	348	28.90%	Rex A. Gilliland (R)
218	69	0	287	23.84%	Steven A. Harper (R)
222	94	0	316	26.25%	Jon E. VanVactor (R)
171	82	0	253	21.01%	Angela Rupchock-Schafer (D)
<b>VOTES= 356</b>					
<b>Plymouth School At Large</b>					
<b>VOTE FOR 1</b>					
279	77	0	356	100.00%	Larry E. Holloway
<b>VOTES= 359</b>					
<b>Plymouth Schl D II - West Twp</b>					
<b>VOTE FOR 1</b>					
281	78	0	359	100.00%	Todd A. Samuelson
<b>VOTES= 469</b>					
<b>Plymouth Schl D III - Plymouth</b>					
<b>VOTE FOR 1</b>					
119	29	0	148	31.56%	Frank Brubaker
243	78	0	321	68.44%	Gary Cook
<b>VOTES= 409</b>					
<b>Justice of the Supreme Court</b>					
<b>VOTE FOR 1</b>					
204	57	0	261	63.81%	Yes
122	26	0	148	36.19%	No
<b>VOTES= 402</b>					
<b>Justice of the Supreme Court</b>					
<b>VOTE FOR 1</b>					
213	49	0	262	65.17%	Yes
109	31	0	140	34.83%	No

# Precinct Summary Report

Marshall County, Indiana  
 2012 General Election  
 Election Date: 11/6/2012  
 28-WEST 1

M- # OF Machine Ballots 421  
 A- # OF Absentee Ballots 179  
 P- # OF Provisional Ballots 0  
 PUBLIC COUNT: 600  
 REGISTERED VOTERS: 955 62.83%

PRECINCT STATUS: REPORTED

----- VOTES -----					
M	A	P	TOTAL	%	
<b>VOTES= 407</b>					
Judge - IN Court of Appeals D 3					
<b>VOTE FOR 1</b>					
211	55	0	266	65.36%	Yes
114	27	0	141	34.64%	No
<b>VOTES= 392</b>					
Judge - IN Court of Appeals D 3					
<b>VOTE FOR 1</b>					
207	51	0	258	65.82%	Yes
106	28	0	134	34.18%	No
<b>VOTES= 408</b>					
Judge - IN Court of Appeals D 5					
<b>VOTE FOR 1</b>					
217	53	0	270	66.18%	Yes
108	30	0	138	33.82%	No

**Straight Party Summary Information**

Democratic Party 75  
 Libertarian Party  
 Republican Party 89

MARSHALL COUNTY, IN

# Precinct Summary Report

Marshall County, Indiana  
 2012 General Election  
 Election Date: 11/6/2012  
 29-WEST 2

M- # OF Machine Ballots 453  
 A- # OF Absentee Ballots 120  
 P- # OF Provisional Ballots 0  
 PUBLIC COUNT: 573  
 REGISTERED VOTERS: 974 58.83%

PRECINCT STATUS: REPORTED

----- VOTES -----

M	A	P	TOTAL	%	
<b>VOTES= 563</b>					<b>President of the US</b>
<b>VOTE FOR 1</b>					
287	66	0	353	62.70%	MITT Romney (R)
136	51	0	187	33.21%	Barack Obama (D)
21	1	0	22	3.91%	Gary Johnson (L)
1	0	0	1	0.18%	WRITE-IN
<b>VOTES= 561</b>					<b>US Senator</b>
<b>VOTE FOR 1</b>					
245	53	0	298	53.12%	Richard E. Mourdock (R)
165	63	0	228	40.64%	Joe Donnelly (D)
30	4	0	34	6.06%	Andrew "Andy" Horning (L)
1	0	0	1	0.18%	WRITE-IN
<b>VOTES= 557</b>					<b>Governor And Lieutenant Governor</b>
<b>VOTE FOR 1</b>					
260	61	0	321	57.63%	Pence-Ellspermann (R)
156	53	0	209	37.52%	Gregg-Simpson (D)
25	2	0	27	4.85%	Boneham-Klopfenstein (L)
0	0	0	0	0.00%	WRITE-IN
<b>VOTES= 544</b>					<b>Attorney General</b>
<b>VOTE FOR 1</b>					
294	71	0	365	67.10%	Greg Zoeller (R)
133	46	0	179	32.90%	Kay Fleming (D)
<b>VOTES= 546</b>					<b>Superintendent of Public Inst</b>
<b>VOTE FOR 1</b>					
251	65	0	316	57.88%	Tony Bennett (R)
179	51	0	230	42.12%	Glenda Ritz (D)
<b>VOTES= 561</b>					<b>United States Rep District 2</b>
<b>VOTE FOR 1</b>					
260	65	0	325	57.93%	Jackie Walorski (R)
158	50	0	208	37.08%	Brendan Mullen (D)
25	3	0	28	4.99%	Joseph Wayne Ruiz (L)
0	0	0	0	0.00%	WRITE-IN
<b>VOTES= 393</b>					<b>State Senator District 18</b>
<b>VOTE FOR 1</b>					
321	72	0	393	100.00%	Randall Head (R)
<b>VOTES= 414</b>					<b>State Representative District 17</b>
<b>VOTE FOR 1</b>					
339	75	0	414	100.00%	Timothy P. Harman (R)
<b>VOTES= 417</b>					<b>Judge of the Sup Court No. 1</b>
<b>VOTE FOR 1</b>					
336	81	0	417	100.00%	Robert O. Bowen (R)

# Precinct Summary Report

Marshall County, Indiana  
 2012 General Election  
 Election Date: 11/6/2012  
 29-WEST 2

M- # OF Machine Ballots 453  
 A- # OF Absentee Ballots 120  
 P- # OF Provisional Ballots 0  
 PUBLIC COUNT: 573  
 REGISTERED VOTERS: 974 58.83%

PRECINCT STATUS: REPORTED

----- VOTES -----					
M	A	P	TOTAL	%	
<b>VOTES= 418</b>					
<b>County Treasurer</b>					
<b>VOTE FOR 1</b>					
340	78	0	418	100.00%	Debbie VanDeMark (R)
<b>VOTES= 414</b>					
<b>County Coroner</b>					
<b>VOTE FOR 1</b>					
333	81	0	414	100.00%	William C. Cleavenger (R)
<b>VOTES= 402</b>					
<b>County Surveyor</b>					
<b>VOTE FOR 1</b>					
323	79	0	402	100.00%	Larry C. Fisher (R)
<b>VOTES= 397</b>					
<b>County Commissioner Dist. 2</b>					
<b>VOTE FOR 1</b>					
317	80	0	397	100.00%	Deborah S. Griewank (R)
<b>VOTES= 400</b>					
<b>County Commissioner Dist. 3</b>					
<b>VOTE FOR 1</b>					
329	71	0	400	100.00%	Kevin G. Overmyer (R)
<b>VOTES= 1,233</b>					
<b>County Council At-Large</b>					
<b>VOTE FOR 3</b>					
284	66	0	350	28.39%	Rex A. Gilliland (R)
259	68	0	327	26.52%	Steven A. Harper (R)
290	72	0	362	29.36%	Jon E. VanVactor (R)
142	52	0	194	15.73%	Angela Rupchock-Schafer (D)
<b>VOTES= 345</b>					
<b>Plymouth School At Large</b>					
<b>VOTE FOR 1</b>					
283	62	0	345	100.00%	Larry E. Holloway
<b>VOTES= 319</b>					
<b>Plymouth Schl D II - West Twp</b>					
<b>VOTE FOR 1</b>					
264	55	0	319	100.00%	Todd A. Samuelson
<b>VOTES= 438</b>					
<b>Plymouth Schl D III - Plymouth</b>					
<b>VOTE FOR 1</b>					
138	28	0	166	37.90%	Frank Brubaker
213	59	0	272	62.10%	Gary Cook
<b>VOTES= 429</b>					
<b>Justice of the Supreme Court</b>					
<b>VOTE FOR 1</b>					
204	52	0	256	59.67%	Yes
142	31	0	173	40.33%	No
<b>VOTES= 418</b>					
<b>Justice of the Supreme Court</b>					
<b>VOTE FOR 1</b>					
217	49	0	266	63.64%	Yes
122	30	0	152	36.36%	No

# Precinct Summary Report

Marshall County, Indiana  
 2012 General Election  
 Election Date: 11/6/2012  
 29-WEST 2

M- # OF Machine Ballots 453  
 A- # OF Absentee Ballots 120  
 P- # OF Provisional Ballots 0  
 PUBLIC COUNT: 573  
 REGISTERED VOTERS: 974 58.83%

PRECINCT STATUS: REPORTED

----- VOTES -----

M	A	P	TOTAL	%	
<b>VOTES= 429</b>					<b>Judge - IN Court of Appeals D 3</b>
					<b>VOTE FOR 1</b>
227	60	0	287	66.90%	Yes
119	23	0	142	33.10%	No
<b>VOTES= 415</b>					<b>Judge - IN Court of Appeals D 3</b>
					<b>VOTE FOR 1</b>
217	54	0	271	65.30%	Yes
119	25	0	144	34.70%	No
<b>VOTES= 430</b>					<b>Judge - IN Court of Appeals D 5</b>
					<b>VOTE FOR 1</b>
227	61	0	288	66.98%	Yes
121	21	0	142	33.02%	No

**Straight Party Summary Information**

Democratic Party 56  
 Libertarian Party 0  
 Republican Party 143

MARSHALL COUNTY, IN



# Precinct Summary Report

Marshall County, Indiana  
 2012 General Election  
 Election Date: 11/6/2012  
 30-WEST 3

M- # OF Machine Ballots 494  
 A- # OF Absentee Ballots 167  
 P- # OF Provisional Ballots 0  
 PUBLIC COUNT: 661  
 REGISTERED VOTERS: 930 71.08%

PRECINCT STATUS: REPORTED

----- VOTES -----

M	A	P	TOTAL	%	
<b>VOTES= 655</b>					<b>President of the US</b>
<b>VOTE FOR 1</b>					
306	101	0	407	62.14%	Mitt Romney (R)
172	63	0	235	35.88%	Barack Obama (D)
9	0	0	9	1.37%	Gary Johnson (L)
3	1	0	4	0.61%	WRITE-IN
<b>VOTES= 644</b>					<b>US Senator</b>
<b>VOTE FOR 1</b>					
237	79	0	316	49.07%	Richard E. Mourdock (R)
217	82	0	299	46.43%	Joe Donnelly (D)
26	3	0	29	4.50%	Andrew "Andy" Horning (L)
0	0	0	0	0.00%	WRITE-IN
<b>VOTES= 645</b>					<b>Governor And Lieutenant Governor</b>
<b>VOTE FOR 1</b>					
273	100	0	373	57.83%	Pence-Ellspermann (R)
199	57	0	256	39.69%	Gregg-Simpson (D)
10	6	0	16	2.48%	Boneham-Klopfenstein (L)
0	0	0	0	0.00%	WRITE-IN
<b>VOTES= 629</b>					<b>Attorney General</b>
<b>VOTE FOR 1</b>					
326	107	0	433	68.84%	Greg Zoeller (R)
146	50	0	196	31.16%	Kay Fleming (D)
<b>VOTES= 630</b>					<b>Superintendent of Public Inst</b>
<b>VOTE FOR 1</b>					
247	79	0	326	51.75%	Tony Bennett (R)
225	79	0	304	48.25%	Glenda Ritz (D)
<b>VOTES= 642</b>					<b>United States Rep District 2</b>
<b>VOTE FOR 1</b>					
253	87	0	340	52.96%	Jackie Walorski (R)
215	72	0	287	44.70%	Brendan Mullen (D)
12	3	0	15	2.34%	Joseph Wayne Ruiz (L)
0	0	0	0	0.00%	WRITE-IN
<b>VOTES= 450</b>					<b>State Senator District 18</b>
<b>VOTE FOR 1</b>					
340	110	0	450	100.00%	Randall Head (R)
<b>VOTES= 472</b>					<b>State Representative District 17</b>
<b>VOTE FOR 1</b>					
353	119	0	472	100.00%	Timothy P. Harman (R)
<b>VOTES= 486</b>					<b>Judge of the Sup Court No. 1</b>
<b>VOTE FOR 1</b>					
364	122	0	486	100.00%	Robert O. Bowen (R)

# Precinct Summary Report

Marshall County, Indiana  
 2012 General Election  
 Election Date: 11/6/2012  
 30-WEST 3

M- # OF Machine Ballots 494  
 A- # OF Absentee Ballots 167  
 P- # OF Provisional Ballots 0  
 PUBLIC COUNT: 661  
 REGISTERED VOTERS: 930 71.08%

PRECINCT STATUS: REPORTED

----- VOTES -----

M	A	P	TOTAL	%	
<b>VOTES= 490</b>					<b>County Treasurer</b>
<b>VOTE FOR 1</b>					
370	120	0	490	100.00%	Debbie VanDeMark (R)
<b>VOTES= 495</b>					<b>County Coroner</b>
<b>VOTE FOR 1</b>					
369	126	0	495	100.00%	William C. Cleavenger (R)
<b>VOTES= 480</b>					<b>County Surveyor</b>
<b>VOTE FOR 1</b>					
356	124	0	480	100.00%	Larry C. Fisher (R)
<b>VOTES= 466</b>					<b>County Commissioner Dist. 2</b>
<b>VOTE FOR 1</b>					
347	119	0	466	100.00%	Deborah S. Griewank (R)
<b>VOTES= 473</b>					<b>County Commissioner Dist. 3</b>
<b>VOTE FOR 1</b>					
355	118	0	473	100.00%	Kevin G. Overmyer (R)
<b>VOTES= 1,434</b>					<b>County Council At-Large</b>
<b>VOTE FOR 3</b>					
288	104	0	392	27.34%	Rex A. Gilliland (R)
279	106	0	385	26.85%	Steven A. Harper (R)
307	109	0	416	29.01%	Jon E. VanVactor (R)
178	63	0	241	16.81%	Angela Rupchock-Schafer (D)
<b>VOTES= 457</b>					<b>Plymouth School At Large</b>
<b>VOTE FOR 1</b>					
344	113	0	457	100.00%	Larry E. Holloway
<b>VOTES= 407</b>					<b>Plymouth Schl D II - West Twp</b>
<b>VOTE FOR 1</b>					
304	103	0	407	100.00%	Todd A. Samuelson
<b>VOTES= 529</b>					<b>Plymouth Schl D III - Plymouth</b>
<b>VOTE FOR 1</b>					
161	61	0	222	41.97%	Frank Brubaker
243	64	0	307	58.03%	Gary Cook
<b>VOTES= 498</b>					<b>Justice of the Supreme Court</b>
<b>VOTE FOR 1</b>					
240	78	0	318	63.86%	Yes
144	36	0	180	36.14%	No
<b>VOTES= 486</b>					<b>Justice of the Supreme Court</b>
<b>VOTE FOR 1</b>					
243	75	0	318	65.43%	Yes
132	36	0	168	34.57%	No

# Precinct Summary Report

Marshall County, Indiana  
 2012 General Election  
 Election Date: 11/6/2012  
 30-WEST 3

M- # OF Machine Ballots 494  
 A- # OF Absentee Ballots 167  
 P- # OF Provisional Ballots 0  
 PUBLIC COUNT: 661  
 REGISTERED VOTERS: 930 71.08%

PRECINCT STATUS: REPORTED

----- VOTES -----						
M	A	P	TOTAL	%		
<b>VOTES= 493</b>						
					<b>Judge - IN Court of Appeals D 3</b>	
					<b>VOTE FOR 1</b>	
255	85	0	340	68.97%	Yes	
119	34	0	153	31.03%	No	
<b>VOTES= 473</b>						
					<b>Judge - IN Court of Appeals D 3</b>	
					<b>VOTE FOR 1</b>	
235	80	0	315	66.60%	Yes	
126	32	0	158	33.40%	No	
<b>VOTES= 492</b>						
					<b>Judge - IN Court of Appeals D 5</b>	
					<b>VOTE FOR 1</b>	
257	85	0	342	69.51%	Yes	
119	31	0	150	30.49%	No	

**Straight Party Summary Information**

Democratic Party 63  
 Libertarian Party 0  
 Republican Party 134

MARSHALL COUNTY, IN